

TEAC[®]

SERVICE MANUAL

CTM515S

21"CTV

Effective: SEPTEMBER,1995

SERVCTM515

TEAC AUSTRALIA

TECH MEMO #TV#

05.08.94

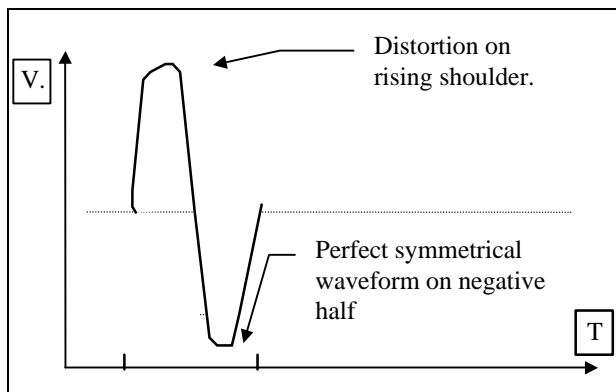
Model: CTM511/5S, CTM631/5S, CTM711/5S - Stereo Televisions

Symptom: The instability of the Stereo Identification Signal on some high quality live stereo TV programs will cause split-second Sound distortion that may be confused as 'Sibilance'. Replacement of C015 will improve filtering of the ID signal and remove any interference causing the effect. Stereo LED indicators may or may not switch off when distortion is audible. However, re-transmitted programs from overseas, movies and alike will not show any symptoms.

Instruction: Incoming RF signal must be clean, high quality live transmission to verify if a TV is effected (use the NEWS or ABC Kids programs for example).

Check Stereo ID signal (~117.5Hz) present on [TP001] Pin 5 of TDA 3803A (IC001). The sinewave found should be at least 7.0 Vpp (AC) and may vary slightly in amplitude from station to station. Instability of this wave is synchronised with speech and music and will show as a milli-second collapse.

Carefully remove Stereo PCB, disconnection all connectors and the link to the main PCB (going to R633). Replace C015 from the original 10nF with a 1nF Capacitor . Reconnect all connectors and the link, check [TP001] again.



[TP001] must be peaked to its maximum amplitude with T001 and thereafter readjusted to a more stable waveform with a shoulder distortion, as shown typically 6.5Vpp and 8.5ms , (use a suitable adjustment tool and *do not* readjust any other potentiometers on the Stereo PCB).

Please note that the correct adjustment of T001 must result in a distinctive 'shoulder distortion' on the positive rising edge of the sinewave, the falling side is undistorted. This is not the maximum amplitude adjustment as outlined in the service manual!

Should you require any more information, please fax your enquiry on (03) 646 5554 to the attention of the Technical Manager.

Zoltan Sekula
Technical Manager

TEAC AUSTRALIA

TECH MEMO

23.07.94

Model: CTM511/5S, CTM631/5S, CTM711/5S - Stereo Televisions

Symptom: All sets have in common a 12 Volt Zener Diode ((ZD 402 - 12V/1W) short and limiting Resistor (0.68 Ω and/or 6.2 Ω) open, or vertical collapse (TDA 3653B) and/or Horizontal output transistor (2SD1555 or 2SD1547) short.

Confirmation: Check B+ as 112V/(143V respectively CTM 7xx) up by ~ 30 to 40Volts
Check 12 Volt rail and if not there....
Check Zener Diode (ZD 402) for short (near Vertical heatsink)
(CTM511/515) Check R423 open
(CTM631/635, CTM 711/715) Check R435 open (near EHT TRX)

Instruction: Replace all faulty components and the following Capacitors in the Power supply.

Old Value	New Value	CTM 511/515	CTM 631/635	CTM 711/715
47uF/25V	47uF/63V	C909	C910	C910
10uF/50V	10uF/100V	C910	C908	C908

Also check the B+ rail capacitor and replace it if the powersupply failed as outlined above.

Model	Location	Original:	Replace with:
CTM511 or 515	C915	47uF/160V	47uF/160V
CTM631 or 635	C926	22uF/160V	22uF/160V
CTM711 or 715	C925	100uF/150V	100uF/160V

Special Note:

When a unit is repaired for the symptoms as described above and the Capacitors are not replaced, because it is not apparent that they are faulty, it will result in a repeated breakdown within days after completion of the repair.

It is imperative that all Televisions with the above model number, irrespective of the original complaint, have the outlined power supply Capacitors replaced as a matter of preventative service.

Should you require any more information, please fax your enquiry on (03) 646 5554 to the attention of the Technical Manager.

MODEL: CT-M511S, 515S, 483, 484, 485
PROBLEM: FLAGWAVING WITH MACROVISION ENCODED TAPE.

Instructions:

Replace C137 with 680pF ceramic capacitor.


In some televisions you may require a 470pF ceramic capacitor.

Regards,

Fabian Lubanovic
TEAC Australia Pty Ltd.

SERVICE MANUAL

SOLID STATE
21" COLOR TELEVISION
RECEIVER



MODEL : GT-9221

PAL-BG +FASTEXT GERMAN STEREO

SPECIFICATION

SYSTEM	:	PAL- B/G	
----- TV SECTION -----			
CHANNEL COVERAGE VHF LOW	:	2-4	CH.
VHF HIGH	:	5-12	CH.
UHF	:	21-69	CH.
FREQUENCY RANGE VHF LOW	:	47-68	MHz
VHF HIGH	:	174-230	MHz
UHF	:	470-862	MHz
VISION/SOUND SEPARATION	:	5.5	MHz
FREQUENCY VIDEO IF	:	38.9	MHz
SOUND IF	:	33.4	MHz
VIDEO SENSITIVITY	:	45	dBuV
SENSITIVITY VHF LOW	:	47	dBuV
(AT 30dB S/N) VHF HIGH	:	47	dBuV
UHF	:	50	dBuV
SCANNING LINES	:	625	lines
HORIZONTAL	:	15625	Hz
VERTICAL	:	50	Hz
OUTPUT POWER MAXIMUM	:	2000	mW
10% THD	:	1500	mW
SCREEN SIZE	:	21" DIAGONAL, 90 DEGREES DEFLECTION ANGLE	
WEAKER	:	4" 16OHM 3W x 2	
ANTENNA EXTERNAL	:	75	OHM
POWER CONSUMPTION	:		

VIF ALIGNMENT

A. Preparation Step (See Fig. 1)

- (i) Connect AGC bias voltage to pin 10 at IC102, the DC supply should be turned off this time.
- (ii) Connect 14V B+ bias voltage to D404 (-) and Ground.
- (iii) Connect 14V B+ bias voltage to c917 (+) and Ground.
- (iv) Connect sweep generator to tuner test point and Ground.

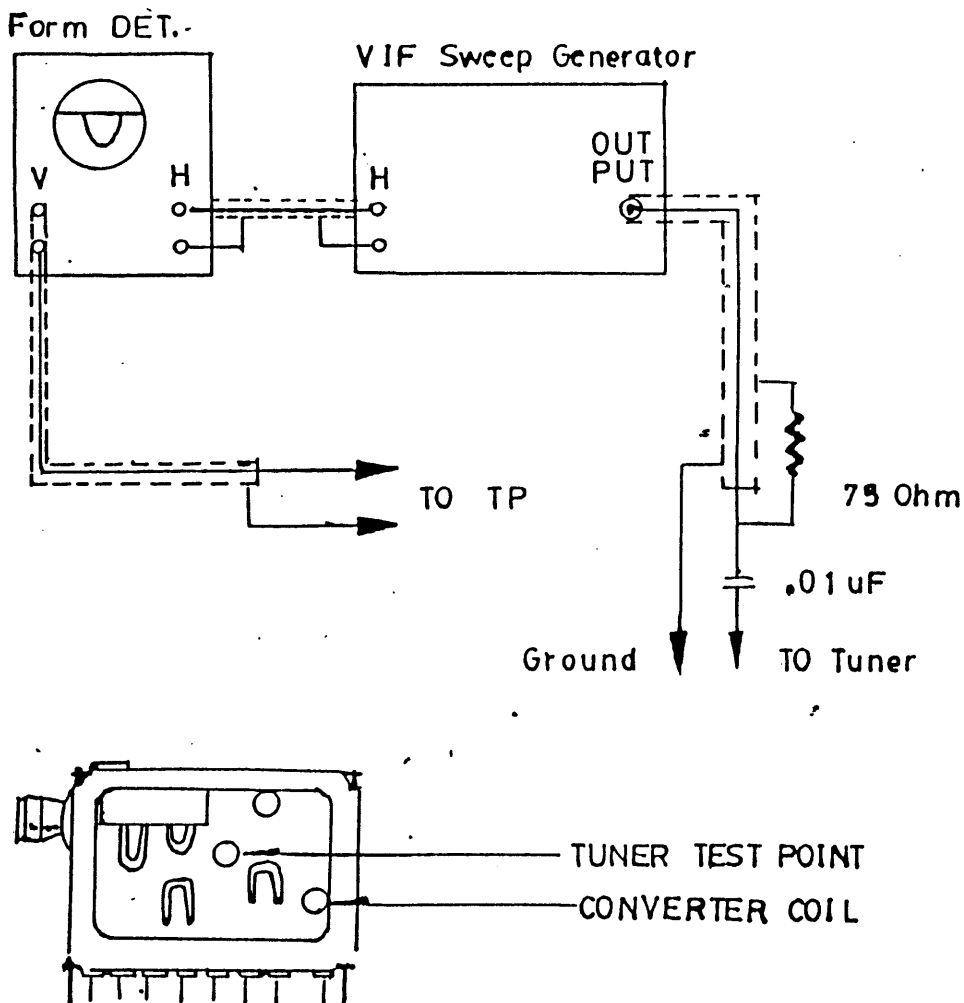


Fig.1

B. Tank Coil Alignment Step (See Fig. 2)

- (i) Calibrate the Division of waveform Detector equal to 1V per div.
- (ii) The output of sweep generator should be -50dB.
- (iii) Connect the waveform detector between TP106 and ground.
- (iv) Connect a 47K Resistor between pin 7 to pin 22 at IC102.
- (v) Connect a 4K7 Resistor between pin 23 to Ground at IC102.
- (vi) Adjust AGC bias until the waveform just saturate.
- (vii) Adjust T101 to obtain the waveform as Fig.2.

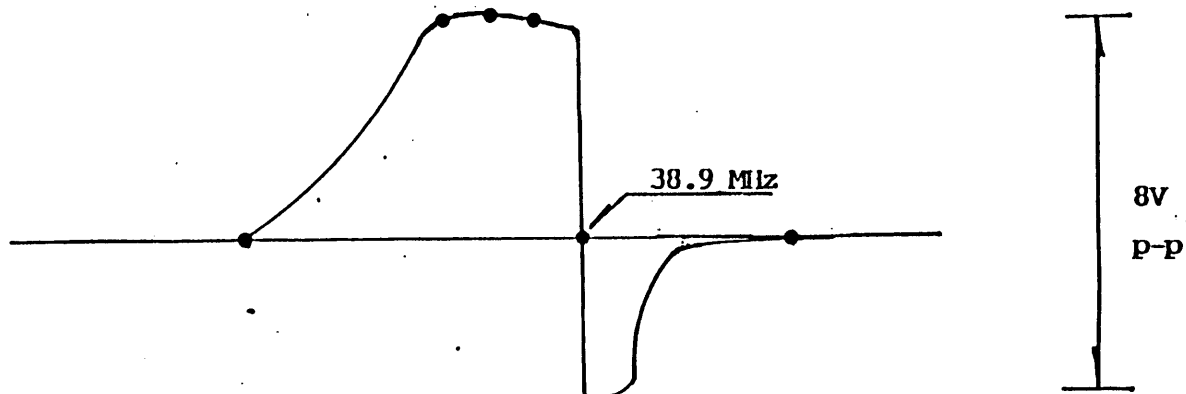


Fig. 2

(C) VIF ALIGNMENT

- (1) Connect waveform detector to TP102 and Ground.
- (ii) Connect 100 ohm resistor between TP103 and TP104.
- (iii) Reduce output level of sweep generator to -50dB.
- (iv) Adjust AGC bias to maintain the waveform achieve 1V p-p.
- (V) Adjust tuner convertor coil to obtain the waveform as Fig.3.

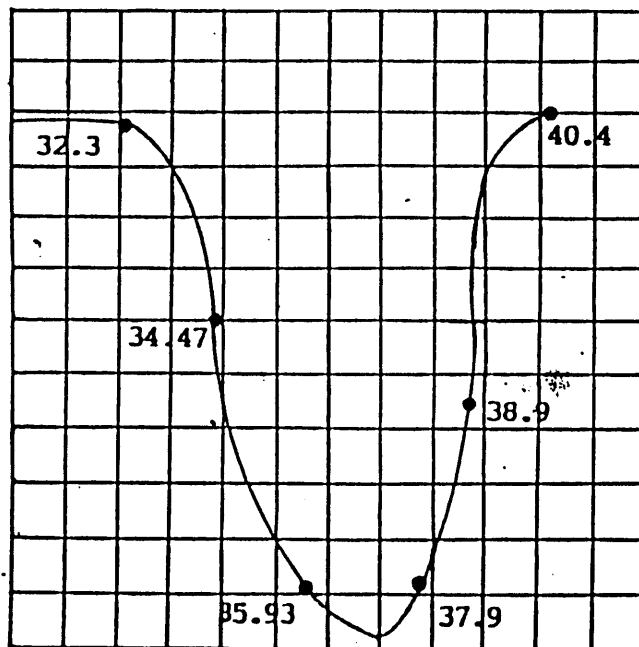


Fig. 3 .

D. AFC ALIGNMENT

- (i) Connect Philips Pattern Generator to tuner test point and Ground (Frequency is 38.9 MHz color bar)
- (ii) Connect Digital multimeter to PIN 18 at IC102.
- (iii) Adjust T101 to obtain a DC 6V.

E. SOUND TANK COIL ALIGNMENT

- (i) Connect Philips Pattern Generator to tuner test point and Ground (Frequency is 38.9 MHz color bar)
- (ii) Connect Digital multimeter to PIN 12 at IC101.
- (iii) Adjust T103 to obtain a DC 2.8V.

F. SIF ALIGNMENT

- (i) Connect the sweep generator to TP105.
- (ii) Connect waveform detect to PIN 1 and PIN 3 at CN306.
- (iii) Connect AGC Bias voltage to TP101.
- (iv) The output of sweep generator should be -40dB.
- (v) Adjust T104 and T102 to obtain the waveform as Fig.5.

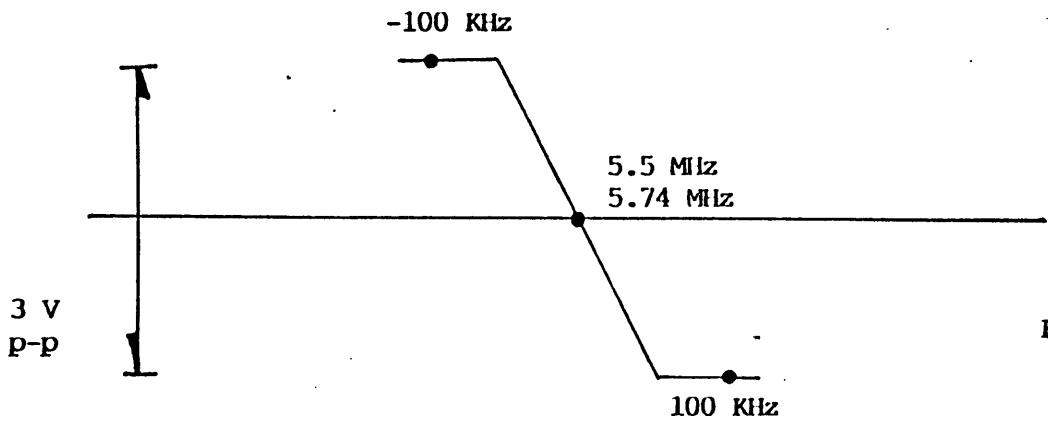


Fig. 5

G. STEREO and Dual Sound Alignment

- (1) Receive color bar pattern (with stereo and Dual Sound).
- (2) Connect oscilloscope to TP001 and TP002.
- (3) Adjust T001, VR001 and VR003 to obtain a maximum amplitude as Fig.6 & Fig. 7.

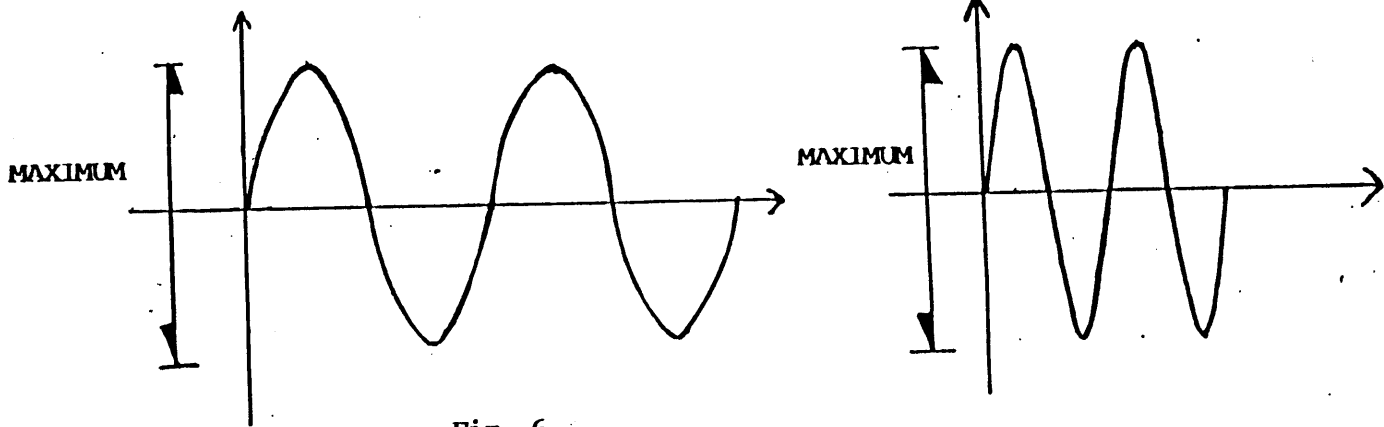


Fig. 6

II. Separation Alignment

- (1) Receive color bar pattern (with stereo sound, L 3 KHz R 1 KHz).
- (2) Connect Digital multimeter to PIN 1 at CN201 and ground.
- (3) Adjust volume control to obtain a $0.89 \cdot V_{rms}$.
- (4) Switch off the left channel signal (3 KHz) from the signal generator.
- (5) Adjust VR002 to make a minimum output level.

PAL COLOUR ALIGNMENT

- (1) Receive Philips Pattern.
- (2) Connect Oscilloscope to TP305.
- (3) Set color control to maximum position.
- (4) Adjust T301, CT301 and VR302 to obtain the waveform as Fig.6.

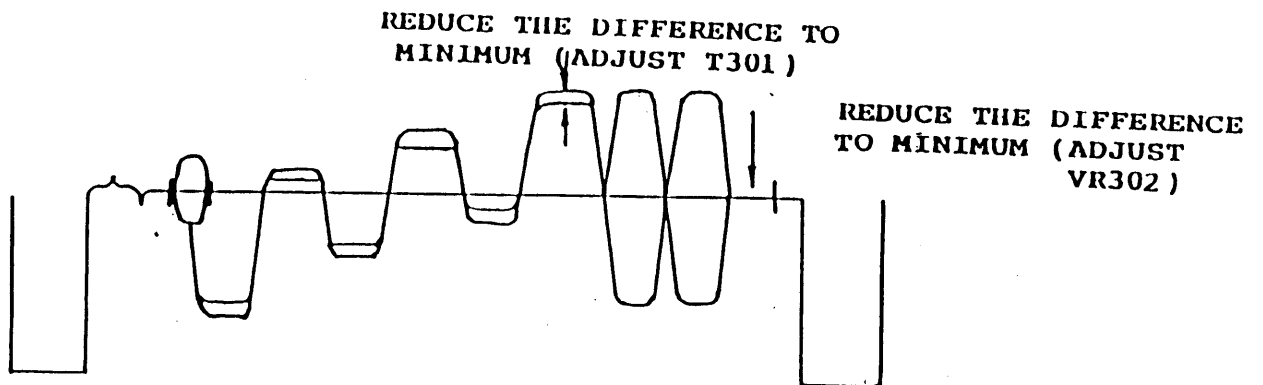


Fig.6

B+ ADJUSTMENT

- 1) Connect a digital volt meter to TPB+ and ground.
- 2) Set Brightness, contrast and colour to minimum.
- 3) Adjust VR901 and obtain a reading of 112v.

HORIZONTAL CIRCUIT ADJUSTMENT

- 1) Receive Monoscope Pattern input signal 80dBuV.
- 2) Connect terminal 25 pin of IC102 and the ground with the Elect.Cap. 10/16
- 3) Adjust VR103 to obtain the picture running at center.
- 4) Adjust VR102 to obtain the picture at center.

VERTICAL CIRCUIT ADJUSTMENT

- 1) Receive the Monoscope Pattern.
- 2) Adjust V-size (VR401) to obtain a normal picture.

WHITE BALANCE ALIGNMENT STEP

(deguss the picture by deguassing coil if necessary)

- 1) Turn the brightness, contrast and picture control to minimum value.
- 2) Turn VR501,502,504 to middle position. Turn VR503,505 to middle position.
- 3) Turn VR301 to middle position.
- 4) Receive a black and white pattern.
- 5) Connect a digital meter between G2 and Ground on CRT Board.
- 6) Adjust screen volume on FB1 to obtain a 310V.
- 7) Adjust VR502,503,504,505 to obtain a uniformly white picture (9300°K)

SUB-BRIGHTNESS ALIGNMENT

- 1) Receive a colour bar pattern.
- 2) Turn the brightness, contrast and colour to minimum.
- 3) Adjust VR301 until the brightest bar can just be screen.

FOCUS ALIGNMENT

- 1) Set the brightness and contrast to middle position.
- 2) Receive a monoscope pattern.
- 3) Adjust focus control to obtain sharpest picture.

AGC ALIGNMENT

- 1) Receive CH69 (UHF) and input field strength in 63dB \pm 3dB input.
- 2) Adjust VR101 to the point where noise is disappeared.

VOLTAGE TABLE FOR IC

SYMBOL		IC801	IC804	SYMBOL	
PIN NO.		(V)	(V)	PIN NO.	
1		5	GEN	43	4.2
2		1.8	4.2	44	0.8
3		1.9	4.3	45	0.8
4		0.03	NC	46	0.8
5		GEN	NC	47	2.5
6		4.9	NC	48	5.0
7		2.2	NC		
8		2.4	NC		
9		2.5	NC		
10		5.0	NC		
11		GEN	NC		
12		2.1	5.0		
13		5	GEN		
14		GEN	GEN		
15		0.42	2.3		
16		0.5	2.0		
17		0.4	0		
18		3.8	GEN		
19		4.5	NC		
20		0.8	NC		
21		2.5	NC		
22		NC	NC		
23		4.3	GEN		
24		4.3	NC		
25		GEN	NC		
26		0.5	GEN		
27		0.5	NC		
28		0.5	5.0		
29		0.3			
30		0.5			
31		4.2			
32		0.3			
33		0			
34		3.7			
35		3.6			
36		3.6			
37		1.2			
38		1.3			
39		3.8			
40		2.2			
41		2.2			
42		4.2			

NOTE : VOLTAGE ARE TAKEN UNDER TUNED CONDITION WITH

CONTRAST : Maximum Position
 BRIGHTNESS : Maximum Position
 COLOR : Maximum Position
 SIGNAL INPUT : 80 divV
 CHANNEL SETTING : The Last Channel of UIIF High
 SIGNAL PATTERN : Colour Bar

VOLTAGE TABLE FOR IC

SYMBOL PIN NO.	IC701 (V)	IC602 (V)	IC101 (V)	IC103 (V)	IC802 (V)
1	3.0	GND	1.8	15.5	NC
2	3	5	2.1	GND	4.2
3	0	GND	2.6	11.9	2.2
4	NC	GND	1.8		2.2
5	NC	2.9	1.8		3.8
6	NC	3.3	2.1		1.3
7	0	5	2.1		1.2
8	NC	5	1.8		3.6
9	0		1.8		3.6
10	0		4.0		3.7
11	0		4.0		0
12	0		3.0		0.3
13	0		0.04		4.2
14	GND		1.65		GND
15	0		1.76		0.6
16	0		3.0		0.5
17	0		0.03		0.5
18	0		GND		0.3
19	0		5		0.5
20	0		1.78		GND
21	3.0				4.2
22	3.0				2.5
23	3.0				0.8
24	NC				0.8
25	3.0				0.8
26	3.0				5.0
27	3.0				5.0
28	3				5.0

NOTE : VOLTAGE ARE TAKEN UNDER TUNED CONDITION WITH

- CONTRAST : Maximum Position
- BRIGHTNESS : Maximum Position
- COLOR : Maximum Position
- SIGNAL INPUT : 80 dBuV
- CHANNEL SETTING : The Last Channel of UIF High
- SIGNAL PATTERN : Colour Bar

VOLTAGE TABLE FOR IC

SYMBOL PIN NO.	IC601 (V)	IC102 (V)	IC302 (V)	IC304 (V)	IC301 (V)
1	4.33	5.4	3.6	3.4	0.09
2	0.82	2.9	GND	11.2	0
3	4.85	2.8	3.6	8.4	0
4	4.85	3.5	3.6	8.3	0
5	4.85	3.2	3.6	8.2	0
6	NC	GND	3.6	0.86	0
7	0.04	11.6	3.6	0.1	0
8	0.02	5.6	0.01	4.1	0
9	2.5	5.6	0.14	4.1	0
10	4.1	2.4	0.02	4.1	GND
11	GND	1.85	3	2.7	0.1
12	4.5	NC	0.02	3.1	0
13	5	3	3	NC	0.1
14	5	1.5	11.2	3.9	0
15	5	NC	0.02	3.9	0.1
16	5	GND	3.0	2.6	0
17	5	3.5		1.9	0.09
18	0.1	5.0		GND	0
19	5	6.6		3.4	0.09
20	5	5.6		3.4	5
21	GND	5,6			
22	0	9.5			
23	0	2.8			
24	0	2.8			
25	0	4.6			
26	0.4	0.8			
27	-0.02	0.8			
28	5	3.3			
29	4.6				
30	GND				
31	2.4				
32	2.4				
33	5				
34	0.6				
35	4.9				
36	4.9				
37	0.02				
38	GND				
39	3.3				
40	2.8				
41	0.25				
42	5				

NOTE : VOLTAGE ARE TAKEN UNDER TUNED CONDITION WITH

- CONTRAST : Maximum Position
- BRIGHTNESS : Maximum Position
- COLOR : Maximum Position
- SIGNAL INPUT : 80 dBuV
- CHANNEL SETTING : The Last Channel of UHF High
- SIGNAL PATTERN : Colour Bar

VOLTAGE TABLE FOR IC

SYMBOL PIN NO.	IC305 (V)	IC303 (V)	IC901 (V)	IC401 (V)	IC201 (V)
1	7.4	5.1	10.6	1.2	1.2
2	7.4	0	GND	GND	0.01
3	GND	3.8	5	1.3	GND
4	2.2	0		GND	15.3
5	2.3	3.9		12.6	0.01
6	8.0	3.5		25	1.2
7	11.4	GND		NC	14.2
8	5.6	GND		5.7	7.9
9	3.2	3.3		24.6	15.2
10	7.8	3.8			8.0
11	2.9	0.8			14.2
12	7.6	5.1			GND
13	2.1	5.1			
14	7.1	NC			
15	0.9	4.4			
16	NC	9.8			
17		3.4			
18		9.5			
19		NC			
20		3.1			
21		NC			
22		4.4			
23		GND			
24		5.1			

NOTE : VOLTAGE ARE TAKEN UNDER TUNED CONDITION WITH

- CONTRAST : Maximum Position
- BRIGHTNESS : Maximum Position
- COLOR : Maximum Position
- SIGNAL INPUT : 80 dBuV
- CHANNEL SETTING : The Last Channel of UHF High
- SIGNAL PATTERN : Colour Bar

VOLTAGE TABLE FOR IC

SYMBOL PIN NO.	IC005 (V)	IC006 (V)	IC007,008 (V)	IC009 (V)	IC010 (V)
1	2.1	2.0	5.2	2.6	5.2
2	0.78	GND	1.4	2.6	NC
3	0.61	2.3	1.4	2.6	NC
4	0.61	5.3	GND	GND	5.2
5	0.61	3.9	5.2	5.2	GND
6	GND	4.0	5.2	1.4	5.2
7	GND	4.0	5.2	1.4	GND
8	GND	3.9	11.4	1.4	2.6
9	3.1	1.2			2.6
10	7.1	2.1			2.6
11	0.61	4.2			GND
12	2.1	5.3			GND
13	0.78	4.2			5.2
14	0.78	GND			GND
15	0.78	2.3			4.8
16	11.3	2.6			2.3
17		NC			2.2
18		NC			5.2
19		GND			2.6
20		3.3			NC
21					2.3
22					NC
23					5.2
24					NC
25					GND
26					NC
27					0.03
28					5.2

NOTE : VOLTAGE ARE TAKEN UNDER TUNED CONDITION WITH

- CONTRAST : Maximum Position
- BRIGHTNESS : Maximum Position
- COLOR : Maximum Position
- SIGNAL INPUT : 80 dBuV
- CHANNEL SETTING : The Last Channel of UHF High
- SIGNAL PATTERN : Colour Bar

VOLTAGE TABLE FOR TRANSISTOR							
SYMBOL	B (V)	C (V)	E (V)	SYMBOL	B (V)	C (V)	E (V)
Q001	2.1	7.6	1.4	Q302	0	1.9	0
Q002	3.5	11.4	2.8	Q303	3.05	0	3.75
Q003	1.8	3.4	1.1	Q401	0.4	60.0	-0.01
Q004	2.5	5.3	1.8	Q402	-0.1	110.0	0
Q005	3.7	11.4	3.0	Q601	0.6	2.01	0
Q006	5.2	5.2	4.5	Q602	0.7	0.06	0
Q007	0.08	5.2	0.3	Q603	9.2	12.2	8.7
Q008	0.65	0.01	0	Q604	0	0.24	0
Q009	0.55	0.01	0	Q605	0.3	1.1	0
Q010	0.01	5.6	0.01	Q901	9	15.3	8.4
Q101	10.2	10.9	11.1	Q902	6.4	-0.02	2.1
Q102	11.1	0	11.1	Q903	-0.02	1.55	0
Q103	0.65	0.04	0	Q904	-2.48	264	0.1
Q104	0.04	11.1	0	Q905	0.6	0.04	0
Q105	1.10	7.3	0.4	Q906	109.5	110	110.1
Q106	0	2.4	0	Q907	110	110.1	109.4
Q107	0.04	11.1	0	Q501	3.13	134.2	2.6
Q108	11.1	0	11.1	Q502	3.6	128.4	2.6
Q109	3.5	11.1	2.8	Q503	3.1	127.4	2.6
Q201	16.3	15.7	15.6	Q701	0	3	0
Q301	0.04	2.53	0	Q702	3	-0.8	3

NOTE : VOLTAGE ARE TAKEN UNDER TUNED CONDITION WITH

CONTRAST : Maximum Position

BRIGHTNESS : Maximum Position

COLOR : Maximum Position

SIGNAL INPUT : 80 dBuV

CHANNEL SETTING : The last Channel of UHF High

SIGNAL PATTERN : Colour Bar

PROGRAM ID : TVSTDCST
Print Date : 06/10/95
Page Number : 1

<< B.O.M. TV STANDARD PRICE LIST FOR CUSTOMER >> - CURRENCY (USD)

PRODUCT CODE : 922174-000004-GT
DESCRIPTION : TEAC PAL/BG W/SCART/G.STEREO/ OPTIONAL F.TXT GREY 240V SAA

ASSEMBLY NUMBER	DESCRIPTION
155-000400-06-00	COMMON PART FOR HANDSET ASS'Y (R/C 9313)
155-000400-06-04	NON-COM PART HANDSET ASS'Y(F.TXT/STEREO)
158-922174-00-00	COMMON PART FOR CHASSIS ASS'Y (B/G)
158-922174-00-02	NON-COM CHASSIS ASS'Y (BG) FTT OPTIONAL
159-922174-00-00	COMMON PART FOR CASING ASS'Y (B/G)
159-922174-00-05	NON-COM PART FOR CASING ASS'Y(SNOY GREY)
161-000000-00-01	NON-COM PART FOR GER STEREO ASS'Y
163-922174-00-05	NON-COMMON PART FOR PACKING ASS'Y (BG)

** THIS SPARE LIST IS MADE FOR TECHNICAL / MAINTENANCE REFERENCE ONLY **

Component Part	Description / Location	Unit	Subs	Quantity Required	Unit Price	Amount	
*** ASSEMBLY : 155-000400-06-00 COMMON PART FOR HANDSET ASS'Y (R/C 9313)							
107-800455-46	455K HZ RESONATOR CSB455EB CF701	MURATA	PC	0	1.00000	0.2146	0.214600
113-101005-17	CARBON FILM RESISTOR 100 OHM R704.706	1/16W +-5%	PC	0	2.00000	0.0046	0.009200
113-102005-17	CARBON FILM RESISTOR 1K OHM R705	1/16W +-5%	PC	0	1.00000	0.0046	0.004600
113-103005-17	CARBON FILM RESISTOR 10K OHM R702	1/16W +-5%	PC	0	1.00000	0.0046	0.004600
113-109005-17	CARBON FILM RESISTOR 1 OHM R708.710	1/16W +-5%	PC	0	2.00000	0.0046	0.009200
113-473005-17	CARBON FILM RESISTOR 47K OHM R703	1/16W +-5%	PC	0	1.00000	0.0046	0.004600
113-682005-17	CARBON FILM RESISTOR 6.8K OHM R701	1/16W +-5%	PC	0	1.00000	0.0046	0.004600
127-476042-03	ELECT. CAP. 47 MFD 16V +-20% C701		PC	0	1.00000	0.0240	0.024000
130-600101-00	INFRARED EMITTER EL-1L1 LED701	KODENSHI	PC	0	1.00000	0.1346	0.134600
131-210719-29	TRANSISTOR ZSA719R/S Q702	MATSUSHITA	PC	0	1.00000	0.0626	0.062600
131-230945-00	TRANSISTOR ZSC945 NEC Q701		PC	0	1.00000	0.0440	0.044000
133-803010-33	I.C. SAA3010T PHILIPS IC701		PC	0	1.00000	0.8187	0.818700
172-626006-42	UL 1007 TOP COAT WIRE AWG 26 80MM RED 10 X 10 MM FROM REMOTE PCB '3V' TO BATTERY CONTACT PLATE '+'		PC	0	1.00000	0.0021	0.002100
172-626008-40	UL 1007 TOP COAT WIRE AWG 26 80MM BLACK 10 X 10 MM FROM REMOTE PCB 'GND' TO BATTERY CONTACT PLATE '-'		PC	0	1.00000	0.0026	0.002600
172-726000-99	BARE WIRE 54MM W701-702		M	0	0.11000	0.0092	0.001012
190-931302-02	REMOTE P.C.B.		PC	0	1.00000	0.5346	0.534600
773-036864-00	BATTERY CONTACT PLATE +VE		PC	0	1.00000	0.0173	0.017300
773-222001-00	BATTERY CONTACT PLATE (+VE,-VE) W/NICKEL PLATING		PC	0	1.00000	0.0365	0.036500
774-036862-00	BATTERY CONTACT SPRING -VE		PC	0	1.00000	0.0260	0.026000
964-931301-00	SENSOR LENS		PC	0	1.00000	0.0258	0.025800

ASSB PRICE : 1.981212

Component Part	Description / Location	Unit	Subs	Quantity Required	Unit Price	Amount
*** ASSEMBLY : 155-000400-06-04 NON-COM PART HANDSET ASS'Y(F.TXT/STEREO)						
514-200407-10	SELF-TAPPING SCREW 2 X 7 B/T (HARDEN) FOR HANDSET	PC	0	1.00000	0.0019	0.001900
518-260408-10	SELF-TAPPING SCREW 2.6 X 8 P/T(HARDEN) FOR HANDSET	PC	0	2.00000	0.0017	0.003400
849-931301-00	CONTACT RUBBER KEY PAD	PC	0	1.00000	0.5789	0.576900
889-931310-00	HANDSET COVER PLATE FOR W/O LCD REMOTE	PC	0	1.00000	0.0115	0.011500
892-931308-10	DIAL KEY PLATE - TEAC (A) DESIGN (RC-554)	PC	0	1.00000	0.2038	0.203800
900-931310-01	HANDSET TOP CABINET - MOULDED BLACK	PC	0	1.00000	0.2346	0.234600
902-931310-01	HANDSET BOTTOM CABINET - MOULDED BLACK	PC	0	1.00000	0.1763	0.176300
910-931301-01	BATTERY DOOR - BLACK MOULDED	PC	0	1.00000	0.0373	0.037300

ASSB PRICE : 1.245700

Component Part	Description / Location	Unit	Subs	Quantity Required	Unit Price	Amount
*** ASSEMBLY : 158-922174-D0-00 COMMON PART FOR CHASSIS ASS'Y (B/G)						
001-220027-07	FLYBACK TRANSFORMER FCH20B027 SAMSUNG T402	PC	0	1.00000	6.8558	6.855800
012-102340-06	SEMI-FIXED RESISTOR EVND8AA 03B13 1KB VR401.901	PC	0	2.00000	0.0529	0.105800
012-103340-06	SEMI-FIXED RESISTOR EVND8AA 03B14 10KB VR103	PC	0	1.00000	0.0529	0.052900
012-104340-06	SEMI-FIXED RESISTOR EVND8AA 03B15 100KB VR101	PC	0	1.00000	0.0529	0.052900
012-301330-06	SEMI-FIXED RESISTOR EVND2AA 03B32 300B VR503.505	PC	0	2.00000	0.0606	0.121200
012-501340-06	SEMI-FIXED RESISTOR EVND 8AA 03B52 500B VR302	PC	0	1.00000	0.0529	0.052900
012-502330-06	SEMI-FIXED RESISTOR EVND2AA 03B53 5KB VR502.504.501	PC	0	3.00000	0.0606	0.181800
012-502340-06	SEMI-FIXED RESISTOR EVND8AA 03B53 5KB VR601	PC	0	1.00000	0.0529	0.052900
012-503340-06	SEMI-FIXED RESISTOR EVND8AA 03B54 50KB VR102.301	PC	0	2.00000	0.0529	0.105800
013-100001-02	GLASS DELAY LINE (ADVANCE MOTION/WEI HAW YCS-EN645A11) DLY302	PC	0	1.00000	0.8173	0.817300
013-200005-00	Y-DELAY LINE YBL50F18X DLY301	PC	0	1.00000	0.4346	0.434600
101-190710-96	HORIZONTAL DRIVE TRANSFORMER R0710 T401	PC	0	1.00000	0.2500	0.250000
101-288620-95	LINE FILTER 70MH L901	PC	0	1.00000	0.7308	0.730800
101-414025-94	SWITCHING POWER TRANSFORMER (HL4025B) T901	PC	0	1.00000	2.0192	2.019200
102-370600-02	TANK COIL / AFC COIL COILS 707851 T101.103	PC	0	2.00000	0.1000	0.200000
102-671300-02	SOUND IF COIL. COILS 710256 T104.102	PC	0	2.00000	0.1000	0.200000
102-770200-02	SECAM COLOR PAL DELAY LINE MATCHING COILS 707850 T301	PC	0	1.00000	0.0865	0.086500
105-100103-02	FIXED INDUCTIVE COIL 10UH +-10% AXIAL TYPE L102	PC	0	1.00000	0.0459	0.045900
105-150101-02	FIXED INDUCTIVE COIL 15UH 10% L104	PC	0	1.00000	0.0459	0.045900
105-201106-02	CHOKE COIL 200UH 10% CH9012- 201K (ELEC PRODUCT) L903	PC	0	1.00000	0.1639	0.163900
105-330101-02	FIXED INDUCTIVE COIL 33UH +-10% L305	PC	0	1.00000	0.0459	0.045900
105-650052-03	LINEARITY COIL 65UH FOR 14" L401	PC	0	1.00000	0.3428	0.342800
105-689101-02	FIXED INDUCTIVE COIL 6.8UH 10% L103	PC	0	1.00000	0.0459	0.045900
105-828103-02	FIXED INDUCTIVE COIL 0.82UH 10% AXIAL TYPE L101	PC	0	1.00000	0.0459	0.045900

Component Part	Description / Location	Unit	Subs	Quantity Required	Unit Price	Amount
105-829101-02	FIXED INDUCTIVE COIL 8.2UH 10% L301,302,303,304	PC	0	4.00000	0.0459	0.183600
113-100105-17	CARBON FILM RESISTOR 10 OHM 1/4W +-5% R601,119,108,140,134	PC	0	5.00000	0.0032	0.016000
113-101105-17	CARBON FILM RESISTOR 100 OHM 1/4W +-5% R624,625,650,643,644,638	PC	0	6.00000	0.0028	0.016800
113-101105-17	CARBON FILM RESISTOR 100 OHM 1/4W +-5% R309,317,318,319,322,326,336,337,338,613	PC	0	10.00000	0.0028	0.028000
113-101305-75	METAL OXIDE FILM RESISTOR 100 OHM 1W +-5% R130	PC	0	1.00000	0.0187	0.018700
113-102105-17	CARBON FILM RESISTOR 1K OHM 1/4W +-5% R921,329,352,331,402,107,126,325,330,157	PC	0	10.00000	0.0028	0.028000
113-102105-17	CARBON FILM RESISTOR 1K OHM 1/4W +-5% R619,617,607,608,618,620,621,634,637,640,641	PC	0	11.00000	0.0028	0.030800
113-102105-17	CARBON FILM RESISTOR 1K OHM 1/4W +-5% R636,639,642,109,143,153,320,302,328	PC	0	9.00000	0.0028	0.025200
113-102305-75	METAL OXIDE FILM RESISTOR 1K OHM 1W +-5% R414	PC	0	1.00000	0.0187	0.018700
113-103101-67	METAL FILM RESISTOR 10K OHM 1/4W +-1% R609	PC	0	1.00000	0.0106	0.010600
113-103105-12	CARBON FILM RESISTOR 10K OHM 1/4W +-5% R908,403	PC	0	2.00000	0.0023	0.004600
113-103105-17	CARBON FILM RESISTOR 10K OHM 1/4W +-5% R605,612,623,635,649,632,103,110,113,104,111	PC	0	11.00000	0.0028	0.030800
113-103105-17	CARBON FILM RESISTOR 10K OHM 1/4W +-5% R303,304,315,354,407	PC	0	5.00000	0.0028	0.014000
113-103105-17	CARBON FILM RESISTOR 10K OHM 1/4W +-5% R154,321,339,927,408	PC	0	5.00000	0.0028	0.014000
113-103405-75	METAL OXIDE FILM RESISTOR 10K OHM 2W +-5% R137	PC	0	1.00000	0.0240	0.024000
113-104105-17	CARBON FILM RESISTOR 100K OHM 1/4W +-5% R136	PC	0	1.00000	0.0028	0.002800
113-104205-12	CARBON FILM RESISTOR 100K OHM 1/2W +-5% R920	PC	0	1.00000	0.0062	0.006200
113-104305-75	METAL OXIDE FILM RESISTOR 100KOHM 1W +-5% R925	PC	0	1.00000	0.0187	0.018700
113-105105-17	CARBON FILM RESISTOR 1M OHM 1/4W +-5% R138	PC	0	1.00000	0.0028	0.002800
113-120305-75	METAL OXIDE FILM RESISTOR 12 OHM 1W +-5% R911	PC	0	1.00000	0.0187	0.018700
113-120405-75	METAL OXIDE FILM RESISTOR 12 OHM 2W +-5% R924	PC	0	1.00000	0.0240	0.024000
113-122105-17	CARBON FILM RESISTOR 1.2K OHM 1/4W +-5% R323,602,121,122	PC	0	4.00000	0.0028	0.011200
113-123105-17	CARBON FILM RESISTOR 12K OHM 1/4W +-5% R132,615	PC	0	2.00000	0.0028	0.005600
113-124205-12	CARBON FILM RESISTOR 120K OHM 1/2W +-5% R421	PC	0	1.00000	0.0062	0.006200
113-151105-17	CARBON FILM RESISTOR 150 OHM 1/4W +-5% R112	PC	0	1.00000	0.0028	0.002800

Component Part	Description / Location	Unit	Subs	Quantity Required	Unit Price	Amount
113-152105-17	CARBON FILM RESISTOR 1.5K OHM 1/4W +-5% R150,152	PC	0	2.00000	0.0028	0.005600
113-153105-17	CARBON FILM RESISTOR 15K OHM 1/4W +-5% R504,610,616,116,401	PC	0	5.00000	0.0028	0.014000
113-153405-75	METAL OXIDE FILM RESISTOR 15K OHM 2W +-5% R510,511,505	PC	0	3.00000	0.0240	0.072000
113-154105-17	CARBON FILM RESISTOR 150K OHM 1/4W +-5% R133	PC	0	1.00000	0.0028	0.002800
113-159305-75	METAL OXIDE FILM RESISTOR 1.5 OHM 1W +-5% R410	PC	0	1.00000	0.0187	0.018700
113-181105-17	CARBON FILM RESISTOR 180 OHM 1/4W +-5% R135,305,307,310,313,340	PC	0	6.00000	0.0028	0.016800
113-182105-17	CARBON FILM RESISTOR 1.8K OHM 1/4W +-5% R907,628,629,630,631,148,335,334	PC	0	8.00000	0.0028	0.022400
113-182105-17	CARBON FILM RESISTOR 1.8K OHM 1/4W +-5% R306,308,311	PC	0	3.00000	0.0028	0.008400
113-184105-17	CARBON FILM RESISTOR 180K OHM 1/4W +-5% R151,156	PC	0	2.00000	0.0028	0.005600
113-202605-75	METAL OXIDE FILM RESISTOR 2K OHM 5W +-5% R416	PC	0	1.00000	0.1154	0.115400
113-221105-17	CARBON FILM RESISTOR 220 OHM 1/4W +-5% R411,106,627	PC	0	3.00000	0.0028	0.008400
113-221305-75	METAL OXIDE FILM RESISTOR 220 OHM 1W +-5% R413	PC	0	1.00000	0.0187	0.018700
113-222101-67	METAL FILM RESISTOR 2.2K OHM 1/4W +-1% R146	PC	0	1.00000	0.0106	0.010600
113-222105-17	CARBON FILM RESISTOR 2.2K OHM 1/4W +-5% R507,509,513,141,652,332,201,205,207	PC	0	9.00000	0.0028	0.025200
113-223101-67	METAL FILM RESISTOR 22K OHM 1/4W +-1% R606	PC	0	1.00000	0.0106	0.010600
113-223105-17	CARBON FILM RESISTOR 22K OHM 1/4W +-5% R546,129,312,314,417,406,208,209,346,614	PC	0	10.00000	0.0028	0.028000
113-224105-17	CARBON FILM RESISTOR 220K OHM 1/4W +-5% R333,653	PC	0	2.00000	0.0028	0.005600
113-229105-17	CARBON FILM RESISTOR 2.2 OHM 1/4W +-5% R125,342,327	PC	0	3.00000	0.0028	0.008400
113-229205-12	CARBON FILM RESISTOR 2.2 OHM 1/2W +-5% R139,351	PC	0	2.00000	0.0062	0.012400
113-229305-72	METAL OXIDE FILM RESISTOR 2.2 OHM 1W +-5% R203	PC	0	1.00000	0.0192	0.019200
113-229405-75	METAL OXIDE FILM RESISTOR 2.2 OHM 2W +-5% R902	PC	0	1.00000	0.0240	0.024000
113-229605-51	WIRE WOUND CEMENT RESISTOR 2.2 OHM 5W +-5% R901	PC	0	1.00000	0.1808	0.180800
113-243105-17	CARBON FILM RESISTOR 24K OHM 1/4W +-5% R655	PC	0	1.00000	0.0028	0.002800
113-270105-17	CARBON FILM RESISTOR 27 OHM 1/4W +-5% R115	PC	0	1.00000	0.0028	0.002800
113-270405-75	METAL OXIDE FILM RESISTOR 27 OHM 2W +-5% R912	PC	0	1.00000	0.0240	0.024000

Component Part	Description / Location	Unit	Subs	Quantity Required	Unit Price	Amount
113-271105-17	CARBON FILM RESISTOR 270 OHM 1/4W +-5% R147	PC	0	1.00000	0.0028	0.002800
113-272105-17	CARBON FILM RESISTOR 2.7K OHM 1/4W +-5% R142	PC	0	1.00000	0.0028	0.002800
113-272205-12	CARBON FILM RESISTOR 2.7K OHM 1/2W +-5% R502,503,504	PC	0	3.00000	0.0062	0.018600
113-272205-17	CARBON FILM RESISTOR 2.7K OHM 1/2W +-5% R922,409,415	PC	0	3.00000	0.0062	0.018600
113-273105-17	CARBON FILM RESISTOR 27K OHM 1/4W +-5% R155,603	PC	0	2.00000	0.0028	0.005600
113-330105-17	CARBON FILM RESISTOR 33 OHM 1/4W +-5% R928	PC	0	1.00000	0.0028	0.002800
113-331105-17	CARBON FILM RESISTOR 330 OHM 1/4W +-5% R905,343,344,353	PC	0	4.00000	0.0028	0.011200
113-332102-17	CARBON FILM RESISTOR 3.3K OHM 1/4W +-2% R904	PC	0	1.00000	0.0044	0.004400
113-332105-17	CARBON FILM RESISTOR 3.3K OHM 1/4W +-5% R611,645,647	PC	0	3.00000	0.0028	0.008400
113-333105-17	CARBON FILM RESISTOR 33K OHM 1/4W +-5% R118,127,128,114,117,144	PC	0	6.00000	0.0028	0.016800
113-334105-17	CARBON FILM RESISTOR 330K OHM 1/4W +-5% R131	PC	0	1.00000	0.0028	0.002800
113-334305-75	METAL OXIDE FILM RESISTOR 330KOHM 1W +-5% R913	PC	0	1.00000	0.0187	0.018700
113-335105-17	CARBON FILM RESISTOR 3.3M OHM 1/4W +-5% R356	PC	0	1.00000	0.0028	0.002800
113-338405-75	METAL OXIDE FILM RESISTOR 0.330HM 2W +-5% R914	PC	0	1.00000	0.0240	0.024000
113-339405-42	NON-FLAMMABLE FUSE RESISTOR 3.3 OHM 2W +-5% R501	PC	0	1.00000	0.0846	0.084600
113-339505-75	METAL OXIDE FILM RESISTOR 3.3 OHM 3W +-5% R422	PC	0	1.00000	0.0510	0.051000
113-390505-75	METAL OXIDE FILM RESISTOR 39 OHM 3W +-5% R926	PC	0	1.00000	0.0510	0.051000
113-390605-75	METAL OXIDE FILM RESISTOR 39 OHM 5W +-5% R915	PC	0	1.00000	0.1154	0.115400
113-391105-17	CARBON FILM RESISTOR 390 OHM 1/4W +-5% R506,508,347,934	PC	0	4.00000	0.0028	0.011200
113-392105-17	CARBON FILM RESISTOR 3.9K OHM 1/4W +-5% R404,633	PC	0	2.00000	0.0028	0.005600
113-393105-17	CARBON FILM RESISTOR 39K OHM 1/4W +-5% R316	PC	0	1.00000	0.0028	0.002800
113-470105-17	CARBON FILM RESISTOR 47 OHM 1/4W +-5% R933,204,206	PC	0	3.00000	0.0028	0.008400
113-471105-17	CARBON FILM RESISTOR 470 OHM 1/4W +-5% R412,123,124	PC	0	3.00000	0.0028	0.008400
113-472105-17	CARBON FILM RESISTOR 4.7K OHM 1/4W +-5% R910,149,345,346,120,158,159	PC	0	7.00000	0.0028	0.019600
113-473105-17	CARBON FILM RESISTOR 47K OHM 1/4W +-5% R622,648,651,301,405	PC	0	5.00000	0.0028	0.014000

Component Part	Description / Location	Unit	Subs	Quantity Required	Unit Price	Amount
113-479105-17	CARBON FILM RESISTOR 4.7 OHM 1/4W +-5% R210,211	PC	0	2.00000	0.0028	0.005600
113-511105-17	CARBON FILM RESISTOR 510 OHM 1/4W +-5% R512	PC	0	1.00000	0.0028	0.002800
113-562105-17	CARBON FILM RESISTOR 5.6K OHM 1/4W +-5% R105,324,202,357	PC	0	4.00000	0.0028	0.011200
113-563105-17	CARBON FILM RESISTOR 56K OHM 1/4W +-5% R341	PC	0	1.00000	0.0028	0.002800
113-565205-92	CARBON COMPOSITION RESISTOR 5.6M 1/2W +-5% R916,917	PC	0	2.00000	0.0635	0.127000
113-682102-17	CARBON FILM RESISTOR 6.8K OHM 1/4W +-2% R903	PC	0	1.00000	0.0046	0.004600
113-682105-17	CARBON FILM RESISTOR 6.8K OHM 1/4W +-5% R909,419,349	PC	0	3.00000	0.0028	0.008400
113-688205-42	FUSING RESISTOR 0.68 OHM 1/2W +-5% R919	PC	0	1.00000	0.0452	0.045200
113-688305-42	FUSING RESISTOR 0.68 OHM 1W +-5% R918,423,424	PC	0	3.00000	0.0577	0.173100
113-750105-17	CARBON FILM RESISTOR 75 OHM 1/4W +-5% R929,930,931,932	PC	0	4.00000	0.0028	0.011200
113-820105-17	CARBON FILM RESISTOR 82 OHM 1/4W +-5% R418,101	PC	0	2.00000	0.0028	0.005600
113-821105-17	CARBON FILM RESISTOR 820 OHM 1/4W +-5% R350,425	PC	0	2.00000	0.0028	0.005600
113-822105-17	CARBON FILM RESISTOR 8.2K OHM 1/4W +-5% R906,923,420,626	PC	0	4.00000	0.0028	0.011200
113-823105-17	CARBON FILM RESISTOR 82K OHM 1/4W +-5% R145,355	PC	0	2.00000	0.0028	0.005600
113-824105-17	CARBON FILM RESISTOR 820K OHM 1/4W +-5% R180	PC	0	1.00000	0.0028	0.002800
114-210200-01	THERMISTOR (NICHICON ZPB53 BL 200C) TH901	PC	0	1.00000	0.4558	0.455800
123-100340-60	CERAMIC CAP. 10PF +-5% 50V (SL TYPE) C349	PC	0	1.00000	0.0113	0.011300
123-101350-60	CERAMIC CAP. 100 PF 50V +-10% (SL TYPE) C612	PC	0	1.00000	0.0116	0.011600
123-102350-90	CERAMIC CAP. 0.001 MFD 50V +-10% (B TYPE) C138,614,110,148	PC	0	4.00000	0.0127	0.050800
123-102850-10	CERAMIC CAP. 0.001 MFD 2KV +-10% MATSUSHITA C501	PC	0	1.00000	0.1154	0.115400
123-103370-90	CERAMIC CAP. 0.01 MFD 50V +80 -20% C102,117,126,333,334,330,339,147,319,118,352	PC	0	11.00000	0.0128	0.140800
123-104270-90	CERAMIC CAP. 0.1 MFD 25V +80 -20% C623,123,139,306,309,307,101	PC	0	7.00000	0.0388	0.271600
123-121350-60	CERAMIC CAP. 120 PF 50V +-10% (SL TYPE) C301,302,303	PC	0	3.00000	0.0116	0.034800
123-122551-90	CERAMIC CAP. 0.0012 MFD 500V +-10% (B TYPE) MATSUSHITA C415	PC	0	1.00000	0.0423	0.042300
123-150340-93	CERAMIC CAP. 15 PF 50V +-5% (NPO) CT301	PC	0	1.00000	0.0145	0.014500

Component Part	Description / Location	Unit	Subs	Quantity Required	Unit Price	Amount
123-220340-60	CERAMIC CAP. 22 PF 50V +-5% (SL TYPE) C616,617,618,620	PC	0	4.00000	0.0107	0.042800
123-221350-60	CERAMIC CAP. 220 PF 50V +-10% (SL TYPE) C347,503,504,502	PC	0	4.00000	0.0137	0.054800
123-221551-90	CERAMIC CAP. 220 PF 500V +-10% MATSUSHITA C916	PC	0	1.00000	0.0385	0.038500
123-222850-10	CERAMIC CAP. 0.0022 MFD 2KV +-10% MATSUSHITA C911	PC	0	1.00000	0.2385	0.238500
123-223370-90	CERAMIC CAP. 0.022 MFD 50V +-80-20% C109,131,124,122,128,129,135,331,332,343,338	PC	0	11.00000	0.0128	0.140800
123-223370-90	CERAMIC CAP. 0.022 MFD 50V +-80-20% C344,105,127	PC	0	3.00000	0.0128	0.038400
123-270340-60	CERAMIC CAP. 27 PF 50V +-5% (SL-TYPE) C114	PC	0	1.00000	0.0107	0.010700
123-331350-60	CERAMIC CAP. 330 PF 50V +-10% (SL TYPE) C137	PC	0	1.00000	0.0154	0.015400
123-390340-93	CERAMIC CAP. 39PF 50V +-5% (NPO) C630	PC	0	1.00000	0.0149	0.014900
123-470340-60	CERAMIC CAP. 47 PF 50V +-5% (SL TYPE) C613	PC	0	1.00000	0.0107	0.010700
123-472350-90	CERAMIC CAP. 0.0047 MFD 50V +-10% (B TYPE) C918,920	PC	0	2.00000	0.0156	0.031200
123-472551-90	CERAMIC CAP. 0.0047 MFD 500V +-10% (B TYPE) MATSUSHITA C913,413,423	PC	0	3.00000	0.1519	0.455700
123-472552-90	CERAMIC CAP. 0.0047 MFD 500V +-10% (B TYPE) SMALL SIZE C903,904,907	PC	0	3.00000	0.0569	0.170700
123-509340-93	CERAMIC CAP. 5 PF 50V +-5% (NPO) C345	PC	0	1.00000	0.0145	0.014500
123-681350-60	CERAMIC CAP. 680 PF 50V +-10% (SL TYPE) C407	PC	0	1.00000	0.0216	0.021600
123-821850-10	CERAMIC CAP. 820 PF 2KV +-10% (SL TYPE) MATSUSHITA C914	PC	0	1.00000	0.1000	0.100000
125-361120-11	POLYSTYRENE CAP. 360PF 125V +-5% C150	PC	0	1.00000	0.0346	0.034600
125-391120-11	POLYSTYRENE CAP. 390 PF 125V +-5% C149	PC	0	1.00000	0.0346	0.034600
126-102071-01	MYLAR CAP. 0.001 MFD 50V +-10% C130,402,412	PC	0	3.00000	0.0129	0.038700
126-104071-01	MYLAR CAP. 0.1 MFD 50V +-10% C602,908,304,305,308,310,324,325,326,133	PC	0	10.00000	0.0294	0.294000
126-104071-01	MYLAR CAP. 0.1 MFD 50V +-10% C409,214,216	PC	0	3.00000	0.0294	0.088200
126-104101-31	POLYPROPYLENE CAP. 0.1 MFD 100V +-10% C425	PC	0	1.00000	0.1160	0.116000
126-222071-01	MYLAR CAP. 0.0022 MFD 50V +-10% C610,624	PC	0	2.00000	0.0129	0.025800
126-222161-41	METALIZED POLYPROPYLENE CAP. 0.0022 MFD 1600V +-10% C420	PC	0	1.00000	0.2389	0.238900
126-223071-01	MYLAR CAP. 0.022 MFD 50V +-10% C321,322,323,207,208	PC	0	5.00000	0.0165	0.082500

Component Part	Description / Location	Unit	Subs	Quantity Required	Unit Price	Amount
126-224071-01	MYLAR CAP 0.22 MFD 50V +-10% C140,348	PC	0	2.00000	0.0481	0.096200
126-224071-01	MYLAR CAP 0.22 MFD 50V +-10% C603,115	PC	0	2.00000	0.0481	0.096200
126-272070-31	POLYPROPYLENE CAP. 0.0027 MFD 50V +-5% C141	PC	0	1.00000	0.0698	0.069800
126-332161-41	METALIZED POLYPROPYLENE CAP. 0.0033 MFD 1600V +-10% C418	PC	0	1.00000	0.2389	0.238900
126-333071-01	MYLAR CAP. 0.033 MFD 50V +-10% C906	PC	0	1.00000	0.0177	0.017700
126-334071-01	MYLAR CAP. 0.33 MFD 50V +-10% C143,145	PC	0	2.00000	0.0569	0.113800
126-364201-31	POLYPROPYLENE CAP. 0.36 MFD 200V +-10% C414	PC	0	1.00000	0.2904	0.290400
126-472071-01	MYLAR CAP. 0.0047 MFD 50V +-10% C403,405	PC	0	2.00000	0.0129	0.025800
126-473071-01	MYLAR CAP. 0.047 MFD 50V +-10% C134,346	PC	0	2.00000	0.0237	0.047400
126-473211-41	METALLIZED POLYPROPYLENE CAP 0.047 MFD 250V +-10% VDE C902	PC	0	1.00000	0.1565	0.156500
126-474211-41	METALLIZED POLYPROPYLENE CAP 0.47 MFD 250V +-10% VDE C901	PC	0	1.00000	0.3950	0.395000
127-105072-03	ELECT. CAP. 1 MFD 50V +-20% C107,142,341,342,350,132,327	PC	0	7.00000	0.0240	0.168000
127-105132-03	ELECT. CAP. 1 MFD 160V +-20% C416	PC	0	1.00000	0.0500	0.050000
127-106042-03	ELECT. CAP. 10 MFD 16V +-20% C203,312,328,329,316,315,340,314,318,338,317	PC	0	11.00000	0.0240	0.264000
127-106042-03	ELECT. CAP. 10 MFD 16V +-20% C202,627,621,601,615,619,626,622,351	PC	0	9.00000	0.0240	0.216000
127-106102-03	ELECT CAP. 10MFD 100V +-20% NICHICON C910	PC	0	1.00000	0.0500	0.050000
127-106252-03	ELECT. CAP. 10 MFD 250V +-20% C424	PC	0	1.00000	0.1413	0.141300
127-107042-03	ELECT. CAP. 100 MFD 16V +-20% C125,119,625,209,210,311	PC	0	6.00000	0.0346	0.207600
127-107062-03	ELECT. CAP. 100 MFD 35V +-20% C201,408	PC	0	2.00000	0.0510	0.102000
127-107132-03	ELECT. CAP. 100 MFD 160V +-20% C417,915	PC	0	2.00000	0.3394	0.678800
127-107402-03	ELECT. CAP. 100 MFD 400V +-20% C905	PC	0	1.00000	1.0904	1.090400
127-108042-03	ELECT. CAP. 1000 MFD 16V +-20% C421	PC	0	1.00000	0.1269	0.126900
127-108052-03	ELECT. CAP. 1000 MFD 25V +-20% C217	PC	0	1.00000	0.1442	0.144200
127-225072-03	ELECT. CAP 2.2 MFD 50V +-20% C106,111,108,113,116	PC	0	5.00000	0.0240	0.120000
127-226042-03	ELECT. CAP. 22 MFD 16V +-20% C609	PC	0	1.00000	0.0240	0.024000

Component Part	Description / Location	Unit	Subs	Quantity Required	Unit Price	Amount
127-227042-03	ELECT. CAP. 220 MFD 16V +-20% C320,121,205	PC	0	3.00000	0.0558	0.167400
127-227062-03	ELECT. CAP. 220 MFD 35V +-20% C917,410,411	PC	0	3.00000	0.0712	0.213600
127-228052-03	ELECT. CAP. 2200 MFD 25V +-20% C406	PC	0	1.00000	0.3365	0.336500
127-228052-03	ELECT. CAP. 2200 MFD 25V +-20% C422	PC	0	1.00000	0.3365	0.336500
127-335071-05	ELECT CAP. 3.3UF 50V +-10% (TIME CONSTANT) C404	PC	0	1.00000	0.0596	0.059600
127-336042-03	ELECT. CAP. 33 MFD 16V +-20% C144,921	PC	0	2.00000	0.0240	0.048000
127-475052-03	ELECT. CAP. 4.7 MFD 25V +-20% C607,608,604,136,211,212,337	PC	0	7.00000	0.0240	0.168000
127-476042-03	ELECT. CAP. 47 MFD 16V +-20% C401,204,206	PC	0	3.00000	0.0240	0.072000
127-476072-07	ELECT.CAP. 47 MFD 50V +-20% NICHICON C909	PC	0	1.00000	0.0404	0.040400
127-477042-03	ELECT. CAP. 470 MFD 16V +-20% C146,922,120,313,336,919	PC	0	6.00000	0.0712	0.427200
127-477042-03	ELECT. CAP. 470 MFD 16V +-20% C213,215	PC	0	2.00000	0.0712	0.142400
130-134148-01	SILICON DIODE IN4148 D406,301,302,303,604	PC	0	5.00000	0.0106	0.053000
130-134148-01	SILICON DIODE IN4148 D601,606,607,608,609,610,603,602,605	PC	0	9.00000	0.0106	0.095400
130-240809-50	VARIABLE CAPACITANCE DIODE BB809 D102,101	PC	0	2.00000	0.0969	0.193800
130-310156-00	BRIDGE RECTIFIER RB156 SANKEN BR901	PC	0	1.00000	0.4327	0.432700
130-311541-60	RECTIFIER DOIDE 1R5JU41 D904	PC	0	1.00000	0.1923	0.192300
130-311545-60	RECTIFIER DIODE 1R5JH45 D404	PC	0	1.00000	0.1923	0.192300
130-314406-00	RECTIFIER DIODE ERB44-06 FUJI D905	PC	0	1.00000	0.1923	0.192300
130-315295-00	RECTIFIER DIODE S5295G TOSHIBA D902,903,901,401,402,403,405	PC	0	7.00000	0.0962	0.673400
130-410051-01	ZENER DIODE 5.1V 1/2W +-5% ZD102	PC	0	1.00000	0.0250	0.025000
130-410082-01	ZENER DIODE 6.2V ZD901	PC	0	1.00000	0.0250	0.025000
130-410100-01	ZENER DIODE 10V 1/2W ZD401	PC	0	1.00000	0.0250	0.025000
130-410574-00	ZENER DIODE UPC 574J NEC OR KAS3V SAMSUNG ZD101	PC	0	1.00000	0.1404	0.140400
130-411091-01	ZENER DIODE 9.1V ZD902	PC	0	1.00000	0.0250	0.025000
130-422120-00	ZENER DIODE 1W 12V ZD402	PC	0	1.00000	0.0615	0.061500

Component Part	Description / Location	Unit	Subs	Quantity Required	Unit Price	Amount
130-512044-00	LED 3MM RED 204MDC LED601,602,603	PC	0	3.00000	0.0298	0.089400
131-211013-18	TRANSISTOR 2SA1013 (R) TOSHIBA Q906	PC	0	1.00000	0.1252	0.125200
131-211015-00	TRANSISTOR 2SA1015 TOSHIBA Q101,102,108,303	PC	0	4.00000	0.0313	0.125200
131-220774-20	TRANSISTOR 2SB774/Q/R/S MATSUSHITA Q902	PC	0	1.00000	0.1400	0.140000
131-230388-00	TRANSISTOR ZSC388A TOSHIBA Q105	PC	0	1.00000	0.1461	0.146100
131-231815-25	TRANSISTOR ZSC1815 TOSHIBA Q103,107,901,903,301,602,302,104	PC	0	8.00000	0.0280	0.224000
131-231815-25	TRANSISTOR ZSC1815 TOSHIBA Q603,604,605,106,109	PC	0	5.00000	0.0280	0.140000
131-232230-00	TRANSISTOR ZSC2230A-Y TOSHIBA Q905	PC	0	1.00000	0.0939	0.093900
131-232335-30	TRANSISTOR ZSC2335 L/K NEC Q907	PC	0	1.00000	0.7750	0.775000
131-232482-00	TRANSISTOR ZSC2482 TOSHIBA Q401,501,502,503	PC	0	4.00000	0.0999	0.399600
131-241266-00	TRANSISTOR ZSD1266Q MATSUSHITA Q201	PC	0	1.00000	0.4308	0.430800
131-241431-00	TRANSISTOR ZSD1431 TOSHIBA WITH MICA SHEET (24MM X 33MM) Q904	PC	0	1.00000	1.1476	1.147600
131-241555-00	TRANSISTOR ZSD1555 TOSHIBA Q402	PC	0	1.00000	0.9688	0.968800
131-462369-00	TRANSISTOR PH2369 PHILIPS Q601	PC	0	1.00000	0.0596	0.059600
133-103504-33	I.C. TDA3504 PHILIPS IC304	PC	0	1.00000	1.7862	1.786200
133-103857-33	IC TDA3857 PHILIPS IC101	PC	0	1.00000	2.1583	2.158300
133-104505-33	I.C. TDA4505E PHILIPS IC102	PC	0	1.00000	2.8281	2.828100
133-104510-33	PHILIPS IC TDA4510 IC305	PC	0	1.00000	1.6154	1.615400
133-108628-14	IC TA8628N TOSHIBA IC303	PC	0	1.00000	1.7288	1.728800
133-184640-33	PHILIPS IC PCA 84C640P IC601	PC	0	1.00000	4.6923	4.692300
133-203653-33	I.C. TDA3653B PHILIPS IC401	PC	0	1.00000	0.5658	0.565800
133-204445-16	I.C. LA4445 SANYO IC201	PC	0	1.00000	0.9464	0.946400
133-207805-31	I.C. L7805CV SGS IC901	PC	0	1.00000	0.2981	0.298100
133-207812-31	IC L7812CV SGS-THOMSON IC103	PC	0	1.00000	0.2981	0.298100
133-304241-33	I.C. PC74HCT241P PHILIPS IC301	PC	0	1.00000	0.3127	0.312700

Component Part	Description / Location	Unit	Subs	Quantity Required	Unit Price	Amount
133-305114-31	I.C. TEA5114A SGS IC302	PC	0	1.00000	0.96888	0.9688800
136-537094-00	REMOTE RECEIVER (KODENSHI HC -377) OPT601	PC	0	1.00000	0.9615	0.961500
137-100000-31	CRYSTAL 10 MHZ HOORAY X601	PC	0	1.00000	0.3462	0.346200
137-886723-20	CRYSTAL 8.86 MHZ KDS X301	PC	0	1.00000	0.3462	0.346200
146-100001-14	POWER SWITCH (ESB-99957S COST COST REDUCTION) S612	PC	0	1.00000	1.4615	1.461500
146-104614-13	TACT SWITCH #KSM-0614A "HOKURIKU" S602,603,604,605,601,606,608,609,610,613,611,614	PC	0	12.00000	0.0654	0.784800
160-101001-08	PIN CONNECTOR 1 PIN PLUG STRAIGHT FOR CN501,901,902	PC	0	3.00000	0.0163	0.048900
160-102255-27	PIN CONNECTOR 2 PINS PLUG STRAIGHT (UL) CN601,201	PC	0	2.00000	0.0135	0.027000
160-102805-08	PIN CONNECTOR 2 PIN PLUG STRAIGHT CN903	PC	0	1.00000	0.0404	0.040400
160-103255-27	PIN CONNECTOR 3 PINS PLUG CN302,604	PC	0	2.00000	0.0212	0.042400
160-103805-08	PIN CONNECTOR 3 PIN PLUG STRAIGHT CN402	PC	0	1.00000	0.0558	0.055800
160-104255-27	PIN CONNECTOR 4 PINS PLUG CN603	PC	0	1.00000	0.0269	0.026900
160-104805-08	PIN CONNECTOR 4 PIN PLUG STRAIGHT CN401	PC	0	1.00000	0.0596	0.059600
160-105255-27	PIN CONNECTOR 5 PINS WAFER 2.5 PITCH CN203	PC	0	1.00000	0.0337	0.033700
160-108255-27	PIN CONNECTOR 8 PINS PLUG CN605	PC	0	1.00000	0.0538	0.053800
161-540003-01	CRT SOCKET ISM-03 (IN CHANG)	PC	0	1.00000	0.5385	0.538500
161-683702-22	Z1 PIN SOCKET J901	PC	0	1.00000	0.3846	0.384600
172-620005-40	UL 1007 TOP COAT WIRE AWG 20 50MM BLACK 5 X 5MM MAIN P.C.B. 'Q' TO 'Q'	PC	0	1.00000	0.0041	0.004100
172-620012-40	UL 1007 TOP COAT WIRE AWG 20 120MM BLACK 10 X 10 MM MAIN P.C.B. 'J' TO 'J'	PC	0	1.00000	0.0088	0.008800
172-620014-40	UL 1007 TOP COAT WIRE AWG 20 140MM BLACK 10 X 10 MM MAIN P.C.B. 'E' TO 'E'	PC	0	1.00000	0.0102	0.010200
172-620020-40	UL 1007 TOP COAT WIRE AWG 20 200MM BLACK 10 X 10 MM 'G', 'H', GND TO 'G', 'H' GND	PC	0	1.00000	0.0142	0.014200
172-622007-40	UL 1007 TOP COAT WIRE #22 70MM BLACK 5 X 5 MM FOR IC401 GND TO GND	PC	0	1.00000	0.0048	0.004800
172-626006-44	UL 1007 TOP COAT WIRE AWG 26 60 MM YELLOW 10 X 10 MM C404 GND TO DOUBLE SHIELD WIRE 'A,B' GND	PC	0	1.00000	0.0021	0.002100
172-626008-40	UL 1007 TOP COAT WIRE AWG 26 80MM BLACK 10 X 10 MM Q904 LUG TO MAIN PCB 'L', IC401 LUG TO MAIN PCB 'M'	PC	0	3.00000	0.0026	0.007800
172-626008-40	UL 1007 TOP COAT WIRE AWG 26 80MM BLACK 10 X 10 MM Q402 LUG TO MAIN P.C.B. 'K'	PC	0	0.00000	0.0026	0.000000

Component Part	Description / Location	Unit	Subs	Quantity Required	Unit Price	Amount
172-626012-44	UL 1007 TOP COAT WIRE AWG 26 120MM YELLOW 10 X 10 MM MAIN P.C.B. 'F' TO 'F'	PC	0	1.00000	0.0036	0.003600
172-626014-40	UL 1007 TOP COAT WIRE AWG 26 140MM BLACK 10 X 10 MM 'A2' TO 'A2'	PC	0	1.00000	0.0041	0.004100
172-626022-45	UL 1007 TOP COAT WIRE AWG 26 220MM PINK 10 X 10 MM MAIN P.C.B. 'N' TO 'N'	PC	0	1.00000	0.0061	0.006100
172-626022-46	UL 1007 TOP COAT WIRE AWG 26 220MM BLUE 10 X 10 MM MAIN P.C.B. 'P' TO 'P'	PC	0	1.00000	0.0061	0.006100
172-626022-46	UL 1007 TOP COAT WIRE AWG 26 220MM BLUE 10 X 10 MM MAIN P.C.B. 'I' TO 'I'	PC	0	1.00000	0.0061	0.006100
172-726000-99	BARE WIRE 54MM W001-005,007-035,037-058,060-083,091-093	M	0	5.50000	0.0092	0.050600
172-726000-99	BARE WIRE 54MM W089,085-087,502	M	0	0.00000	0.0092	0.000000
172-830120-99	FLAT BRIDED WIRE CRT GROUND	PC	0	1.20000	0.1365	0.163800
173-622014-30	SINGLE SHIELD WIRE AWG 26 140MM BLACK MAIN P.C.B. 'O' TO 'O'	PC	0	1.00000	0.0315	0.031500
174-611017-50	DOUBLE SHIELD WIRE AWG 26 180MM BLACK MAIN P.C.B. 'A.B' TO 'A.B'	PC	0	1.00000	0.0451	0.045100
177-655053-02	Z PIN FLAT CABLE WIRE AWG 26 50MM MAIN P.C.B. 'C.D' TO 'C.D.'	PC	0	1.00000	0.0048	0.004800
179-001010-00	OIL SLEEVING 1 MM DIA. L=60MM,20MM FOR D904,20MM FOR BR901,20MM-C150,149	M	0	0.06000	0.0001	0.000006
179-105000-00	UL PVC TUBE 5MM DIA L=60MM FOR AC LINE CORD	M	0	0.06000	0.1865	0.011190
179-403030-00	3MM DIA. SHRINKABLE TUBE FOR 130MM SOLDERING LUG	PC	0	0.13000	0.2750	0.035750
179-403080-00	SHRINKABLE TUBE 180MM FOR 4-DEGAUSSING COIL LUG(P/N:750-892002-00)	PC	0	0.18000	0.3000	0.054000
182-233150-03	FUSE T3.15A 250V F901	PC	0	1.00000	0.1019	0.101900
190-881300-10	P.C.BOARD (CRT) (250394)	PC	0	1.00000	0.2462	0.246200
190-882000-04	POWER SWITCH P.C.B. (220791) FOR S612	PC	0	1.00000	0.0673	0.067300
190-882012-01	MAIN P.C. BOARD (030195)	PC	0	1.00000	2.4577	2.457700
190-922103-06	CHANNEL P.C.B. (271192)	PC	0	1.00000	0.3058	0.305800
191-100034-09	1 PIN SOCKET ASSM'Y L=220MM CRT GND TO CN501	PC	0	1.00000	0.0429	0.042900
191-100035-09	1 PIN SOCKET ASSM'Y L=400MM (DOUBLE INSULATION) BROWN FROM POWER SWITCH PCB 'A' TO CN901	PC	0	1.00000	0.0915	0.091500
191-100036-09	1 PIN SOCKET ASSM'Y L=400MM (DOUBLE INSULATION) BLUE FROM POWER SWITCH PCB 'B' TO CN902	PC	0	1.00000	0.0915	0.091500
191-201001-07	2 PINS SOCKET ASS'Y L=160MM FOR CN601 TO POWER SWITCH P.C.B.	PC	0	1.00000	0.0342	0.034200
191-300040-09	3 PIN SOCKET ASSM'Y CN402 '1' TO CRT PCB 'J'	PC	0	1.00000	0.1275	0.127500
191-300040-09	3 PIN SOCKET ASSM'Y CN402 '2' TO CRT PCB 'I'	PC	0	0.00000	0.1275	0.000000

Component Part	Description / Location	Unit	Subs	Quantity Required	Unit Price	Amount
191-300040-09	3 PIN SOCKET ASSM'Y CN402 '3' TO CRT PCB 'H'	PC	0	0.00000	0.1275	0.000000
191-301000-07	3 PIN SOCKET ASSM'Y L=120MM CN604 '1' TO CH. P.C.B. 'A', '2' TO CH. P.C.B. 'B'	PC	0	1.00000	0.0490	0.049000
191-301000-07	3 PIN SOCKET ASSM'Y L=120MM CN604 '3' TO CH. P.C.B. 'C'	PC	0	0.00000	0.0490	0.000000
191-401001-07	4 PIN SOCKET ASS'Y L=160MM CN603 '1' TO CH PCB '1', '2' TO '2', '3' TO '3', '4' TO '4'	PC	0	1.00000	0.0692	0.069200
191-500048-09	5 PIN SOCKET ASSM'Y L=480MM CN203 '1' TO CRT PCB 'A'	PC	0	1.00000	0.1135	0.113500
191-500048-09	5 PIN SOCKET ASSM'Y L=480MM CN203 '2' TO CRT PCB 'B'	PC	0	0.00000	0.1135	0.000000
191-500048-09	5 PIN SOCKET ASSM'Y L=480MM CN203 '3' TO CRT PCB 'C'	PC	0	0.00000	0.1135	0.000000
191-500048-09	5 PIN SOCKET ASSM'Y L=480MM CN203 '4' TO CRT PCB 'D'	PC	0	0.00000	0.1135	0.000000
191-500048-09	5 PIN SOCKET ASSM'Y L=480MM CN203 '5' TO CRT PCB 'E'	PC	0	0.00000	0.1135	0.000000
191-801004-07	8 PIN SOCKET ASSM'Y L=160MM CN605 '1' TO CH.PCB CN605'1', '2' TO CH.PCB CN605'2'	PC	0	1.00000	0.1373	0.137300
191-801004-07	8 PIN SOCKET ASSM'Y L=160MM CN605 '3' TO CH.PCB CN605'3', '4' TO CH.PCB CN605'4'	PC	0	0.00000	0.1373	0.000000
191-801004-07	8 PIN SOCKET ASSM'Y L=160MM CN605 '5' TO CH.PCB CN605'5', '6' TO CH.PCB CN605'6'	PC	0	0.00000	0.1373	0.000000
191-801004-07	8 PIN SOCKET ASSM'Y L=160MM CN605 '7' TO CH.PCB CN605 '7', '8' TO CH.PCB CN605'8'	PC	0	0.00000	0.1373	0.000000
504-305006-10	MACHINE SCREW 3 X 6 B/M 2 FOR IC901, IC103, 2 FOR IC201	PC	0	4.00000	0.0013	0.005200
517-303312-10	SELF-TAPPING SCREW 3 X 12 W/A W/H=7MM (HARDEN) FOR HEAT SINK (A), (B) & (C)	PC	0	3.00000	0.0032	0.009600
540-020040-01	BRASS EYELET 2X4MM FOR POWER SWITCH PCB	PC	0	4.00000	0.0010	0.004000
580-101261-01	CABLE TIE L=100MM FOR CRT BOARD, CONNECTOR, POWER SWITCH BOARD-3	PC	0	13.00000	0.0029	0.037700
746-063101-00	TEST PIN: TOTAL LENGTH 18.6MM THK: 0.8MM TP104, 103	PC	0	2.00000	0.0038	0.007600
750-063101-00	SOLDERING LUG LEG: 8X4MM FOR IC401, Q402, Q904	PC	0	3.00000	0.0023	0.006900
750-063102-01	35MM SOLDERING LUG OD: 7 ID: 3.2 LEG: 4X35MM FOR AC LINE CORD, SPK. CONNECTOR	PC	0	4.00000	0.0087	0.034800
750-892002-00	DEGAUSSING COIL LUG FOR DEGAUSSING COIL	PC	0	4.00000	0.0096	0.038400
756-686801-00	FUSE HOLDER	PC	0	2.00000	0.0135	0.027000
779-882601-00	IRON HEAT SINK FOR IC201	PC	0	1.00000	0.1462	0.146200
779-921301-00	HEAT SINK FOR NICAM FOR IC901, IC103	PC	0	1.00000	0.0481	0.048100
781-882001-02	ALUMINIUM HEAT SINK (B) FOR Q402	PC	0	1.00000	0.2115	0.211500

Component Part	Description / Location	Unit	Subs	Quantity Required	Unit Price	Amount
781-882102-02	ALUMINIUM HEAT SINK (A) FOR G904	PC	0	1.00000	0.3577	0.357700
781-892001-00	ALUMINIUM HEAT SINK (C) FOR IC401	PC	0	1.00000	0.2385	0.238500
783-881306-01	SHIELD CAN COVER	PC	0	1.00000	0.0769	0.076900
783-881313-01	SHIELD CAN	PC	0	1.00000	0.1154	0.115400
896-882101-00	POWER BOARD COVER (UL)	PC	0	1.00000	0.0192	0.019200
929-892001-00	LED HOLDER BKT FOR CIRCLE LED FOR LED BOARD	PC	0	3.00000	0.0152	0.045600

ASSB PRICE : 62.105346

Component Part	Description / Location	Unit	Subs	Quantity Required	Unit Price	Amount
*** ASSEMBLY : 158-922174-D0-02 NON-COM CHASSIS ASS'Y (BG) FTT OPTIONAL						
003-131424-02	TUNER OSCAR UVE33-W24/R16-3649MITSUMI TUNER	PC	0	1.00000	10.2837	10.283700
107-105500-66	SOUND TRAP CERAMIC FILTER 5.5MHZ TPS-5.5MB MURATA CF103	PC	0	1.00000	0.1465	0.146500
107-305500-16	SOUND BYPASS CERAMIC FILTER 5.5MHZ SFE-5.5MB MURATA CF102	PC	0	1.00000	0.1465	0.146500
107-305740-16	SOUND BYPASS CERAMIC FILTER 5.74MHZ SFE-5.74MC MURATA CF101	PC	0	1.00000	0.3200	0.320000
107-733400-66	SAW FILTER 33.4 MHZ (MURATA) SA102	PC	0	1.00000	1.1538	1.153800
107-738916-00	SAW FILTER TSF-5316 SANYO SA101	PC	0	1.00000	1.3000	1.300000
123-102350-90	CERAMIC CAP. 0.001 MFD 50V +-10% (B TYPE) C103	PC	0	1.00000	0.0127	0.012700
123-222466-41	CERAMIC CAP. 0.0022 MFD 400V +-20% ECK-DNS222MEX MATSUSHITA C912	PC	0	1.00000	0.1731	0.173100
133-102421-31	I.C. ST24C02ABJ SGS IC602	PC	0	1.00000	0.8197	0.819700
160-103255-27	PIN CONNECTOR 3 PINS PLUG FOR CN202.606	PC	0	2.00000	0.0212	0.042400
160-106255-27	PIN CONNECTOR 6 PINS WAFER (SHS) S11-W FOR CN301	PC	0	1.00000	0.0404	0.040400
171-550084-02	84" AC LINE CORD (END-CUT)SAA APPW/7.5A PLUG.	PC	0	1.00000	0.6154	0.615400
172-726000-99	BARE WIRE 54MM W094	M	0	0.05400	0.0092	0.000497
191-301300-07	3 PIN SOCKET ASS'Y L=40MM (HALF CIRCLE) FOR CN302	PC	0	1.00000	0.0346	0.034600

ASSB PRICE : 15.089297

Component Part	Description / Location	Unit	Subs	Quantity Required	Unit Price	Amount
*** ASSEMBLY : 159-922174-D0-00 COMMON PART FOR CASING ASS'Y (B/G)						
008-550211-05	DEGAUSSING COIL 60T L902 (W/FIVE LAYERS OF TAPE)	PC	0	1.00000	1.6731	1.673100
166-163040-30	4" 16 OHM 3W SPEAKER	PC	0	2.00000	0.9423	1.884600
179-105000-00	UL PVC TUBE 5MM DIA L=950MM, 400MM FOR SPK 'L', 550MM FOR SPK 'R'	M	0	0.95000	0.1865	0.177175
191-200044-09	2 PIN SOCKET ASSM'Y L=440MM CN201 '2' TO SPEAKER L '-', '1' TO SPEAKER L '+'	PC	0	1.00000	0.0442	0.044200
191-301005-07	3 PINS SOCKET ASS'Y (2 WIRE) L=560MM CN202 '2' TO SPEAKER R '-', '1' TO SPEAKER R '+'	PC	0	1.00000	0.0542	0.054200
504-305006-10	MACHINE SCREW 3 X 6 B/M FOR POWER SWITCH	PC	0	2.00000	0.0013	0.002600
509-305010-00	MACHINE SCREW 3 X 10 KM BLACK JACK PLATE MTG	PC	0	2.00000	0.0023	0.004600
514-400414-10	SELF-TAPPING SCREW 4 X 14 B/T (HARDEN)	PC	0	4.00000	0.0058	0.023200
514-400418-10	SELF-TAPPING SCREW 4 X 18 B/T (HARDEN) 8 FOR CRT MTG., 4 FOR REAR CAB. MTG., 2 FOR SPK. WIRE	PC	0	14.00000	0.0058	0.081200
514-400425-10	SELF-TAPPING SCREW 4 X 25 B/T (HARDEN) 5 FOR CAB. MTG.	PC	0	5.00000	0.0094	0.047000
515-303408-10	SELF-TAPPING SCREW 3 X 8 W/B/T (HARDEN) 3 FOR CHANNEL BOARD	PC	0	3.00000	0.0033	0.009900
515-303410-10	SELF-TAPPING SCREW 3 X 10 W/B/T (HARDEN) 12 FOR MAIN P.C.B.	PC	0	12.00000	0.0032	0.038400
515-308412-10	SELF-TAPPING SCREW 3 X 12 W/B/T (HARDEN) FOR AC LINE CORD MTG.	PC	0	1.00000	0.0073	0.007300
622-882802-00	FELT L240 X W17 X T0.5MM W/TAPE FOR REAR CAB.	PC	0	5.00000	0.0692	0.346000
630-173016-00	FIBRE WASHER OD=17 ID=3 T=1.6	PC	0	1.00000	0.0106	0.010600
728-922101-00	CRT MTG. BRACKET W/NUTS CRT MTG.	PC	0	4.00000	0.1731	0.692400
744-881301-00	SPRING FOR C.R.T. MOUNTING 5.2 X 42 X 0.6MM	PC	0	1.00000	0.0481	0.048100
777-881301-00	SPRING IN 10 X L12 FOR POWER KNOB	PC	0	1.00000	0.0077	0.007700
834-230801-00	RUBBER WASHER OD=23 , ID=8 , T=1.0 FOR CRT MTG	PC	0	4.00000	0.0192	0.076800
834-230805-00	RUBBER WASHER OD=23 ID=8 T=0.5 BETWEEN DEGAUSSING COIL MTG. CLIP AND CRT MTG. LUG	PC	0	4.00000	0.0115	0.046000
840-011024-21	PAD CORD L240 X W10 X T1 MM W/TAPE BETWEEN CRT AND FRONT CAB.	PC	0	6.00000	0.0423	0.253800
920-922002-00	MTG. BRACKET	PC	0	1.00000	0.5673	0.567300
939-881302-00	POWER SWITCH ADAPTOR	PC	0	1.00000	0.0108	0.010800
954-882801-00	STUD POST	PC	0	4.00000	0.0171	0.068400
954-892001-00	HIGH VOLTAGE SPACER FOR CRT	PC	0	1.00000	0.0552	0.055200
954-892101-00	STUD POST	PC	0	4.00000	0.0269	0.107600
980-882014-01	JACK PLATE W/SCART/BRASS INSERT (521-882001-00 2 PCS./SET)	PC	0	1.00000	0.1675	0.167500
ASSEMB PRICE :						6.505675

Component Part	Description / Location	Unit	Subs	Quantity Required	Unit Price	Amount
*** ASSEMBLY : 159-922174-D0-05 NON-COM PART FOR CASING ASS'Y(SNOY GREY)						
002-121001-44	21" CRT (S/H) #AS1JAR92X01 (VMW) DY#TY21HF4RS TOSHIBA	PC	0	1.00000	127.1298	127.129800
186-227503-14	BATTERY 3A PACKED IN GIFT BOX	PC	0	2.00000	0.0635	0.127000
669-882101-0H	RATING LABEL - TEAC DESIGN 240V	PC	0	1.00000	0.0481	0.048100
703-922002-00	SPEAKER GRILLE - BLACK DOUBLE SIDE W/SPRAY (NEW)	PC	0	2.00000	0.4212	0.842400
884-882020-02	JACK COVER-TEAC DESIGN WHI SS.W/21 PIN SOCKET HOLE	PC	0	1.00000	0.1577	0.157700
884-922002-05	PRESET PLATE - TEAC DESIGN (12 KEY HOLES)	PC	0	1.00000	0.1058	0.105800
889-922002-00	DOOR LOCKER COVER PLATE	PC	0	1.00000	0.0077	0.007700
889-922003-00	V.HOLD COVER PLATE	PC	0	1.00000	0.0077	0.007700
900-922101-14	FRONT CABINET - 426U GREY	PC	0	1.00000	5.7367	5.736700
902-922003-02	BACK CABINET - BLACK SPARY W/HANDEL	PC	0	1.00000	5.3833	5.383300
917-922001-14	REMOTE LENS - T.RED W/L.GREY S.S. ENG STD (STERED I/II)	PC	0	1.00000	0.1704	0.170400
919-922001-41	PRESET DOOR - TEAC DESIGN (426U GREY SPRAY)	PC	0	1.00000	0.2079	0.207900
939-922001-01	FOOT ADAPTOR - BLACK MOULDED W/GOLD HOT-STAMP	PC	0	2.00000	0.0617	0.123400
948-882100-00	DEGAUSSING COIL MTG. CLIP	PC	0	4.00000	0.0250	0.100000
991-922001-01	POWER KNOB - BLACK MOULDED	PC	0	1.00000	0.0367	0.036700

ASSB PRICE : 140.184600

Component Part	Description / Location	Unit	Subs	Quantity Required	Unit Price	Amount
*** ASSEMBLY : 161-000000-00-01 NON-COM PART FOR GER STEREO ASS'Y						
012-103340-06	SEMI-FIXED RESISTOR EVND8AA 03B14 10KB VR002	PC	0	1.00000	0.0529	0.052900
012-501340-06	SEMI-FIXED RESISTOR EVND 8AA 03B52 500B VR003.001	PC	0	2.00000	0.0529	0.105800
102-871400-20	OSC COIL TWD710229 T001	PC	0	1.00000	0.1267	0.126700
105-153106-02	CHOKE COIL 15MH 10% CW-710228-153K L001	PC	0	1.00000	0.0769	0.076900
105-560101-02	FIXED INDUCTOR COIL 56UH +-10%CW-560K-455-705111 L002	PC	0	1.00000	0.0459	0.045900
113-101105-17	CARBON FILM RESISTOR 100 OHM 1/4W +-5% R005	PC	0	1.00000	0.0028	0.002800
113-102105-17	CARBON FILM RESISTOR 1K OHM 1/4W +-5% R007.008	PC	0	2.00000	0.0028	0.005600
113-103105-17	CARBON FILM RESISTOR 10K OHM 1/4W +-5% R006.010.012.014	PC	0	4.00000	0.0028	0.011200
113-123105-17	CARBON FILM RESISTOR 12K OHM 1/4W +-5% R001	PC	0	1.00000	0.0028	0.002800
113-153105-17	CARBON FILM RESISTOR 15K OHM 1/4W +-5% R016.017	PC	0	2.00000	0.0028	0.005600
113-222105-17	CARBON FILM RESISTOR 2.2K OHM 1/4W +-5% R013.015	PC	0	2.00000	0.0028	0.005600
113-223105-17	CARBON FILM RESISTOR 22K OHM 1/4W +-5% R002	PC	0	1.00000	0.0028	0.002800
113-224105-17	CARBON FILM RESISTOR 220K OHM 1/4W +-5% R004.009	PC	0	2.00000	0.0028	0.005600
113-332105-17	CARBON FILM RESISTOR 3.3K OHM 1/4W +-5% FOR L001	PC	0	1.00000	0.0028	0.002800
113-472105-17	CARBON FILM RESISTOR 4.7K OHM 1/4W +-5% R011	PC	0	1.00000	0.0028	0.002800
113-562105-17	CARBON FILM RESISTOR 5.6K OHM 1/4W +-5% W002	PC	0	2.00000	0.0028	0.005600
113-563105-17	CARBON FILM RESISTOR 56K OHM 1/4W +-5% R003	PC	0	1.00000	0.0028	0.002800
123-103370-90	CERAMIC CAP. 0.01 MFD 50V +80 -20% C016.009	PC	0	2.00000	0.0128	0.025600
123-222350-90	CERAMIC CAP. 0.0022 MFD 50V +-10% (B TYPE) C017	PC	0	1.00000	0.0140	0.014000
123-223370-90	CERAMIC CAP. 0.022 MFD 50V +80-20% C002	PC	0	1.00000	0.0128	0.012800
123-471350-60	CERAMIC CAP. 470 PF 50V +-10% (SL TYPE) C023.024	PC	0	2.00000	0.0201	0.040200
126-102071-01	MYLAR CAP. 0.001 MFD 50V +-10% C015	PC	0	1.00000	0.0129	0.012900
126-104071-01	MYLAR CAP. 0.1 MFD 50V +-10% C004.012	PC	0	2.00000	0.0294	0.058800
126-224071-01	MYLAR CAP 0.22 MFD 50V +-10% C006.007	PC	0	2.00000	0.0481	0.096200

Component Part	Description / Location	Unit	Subs	Quantity Required	Unit Price	Amount
126-473071-01	MYLAR CAP. 0.047 MFD 50V +-10% C010	PC	0	1.00000	0.0237	0.023700
126-474071-01	MYLAR CAP. 0.47 MFD 50V +-10% C014	PC	0	1.00000	0.0756	0.075600
126-562071-01	MYLAR CAP. 0.0056 MFD 50V +-10% C020	PC	0	1.00000	0.0129	0.012900
127-105072-03	ELECT. CAP. 1 MFD 50V +-20% W002	PC	0	1.00000	0.0240	0.024000
127-106042-03	ELECT. CAP. 10 MFD 16V +-20% C011	PC	0	1.00000	0.0240	0.024000
127-106042-23	ELECT. CAP. BIPOLAR 10MFD 16V +-20% C018,019	PC	0	2.00000	0.0663	0.132600
127-107042-03	ELECT. CAP. 100 MFD 16V +-20% C003	PC	0	1.00000	0.0346	0.034600
127-474072-03	ELECT. CAP. 0.47 MFD 50V +-20% C013	PC	0	1.00000	0.0240	0.024000
127-475052-03	ELECT. CAP. 4.7 MFD 25V +-20% C001,021,022	PC	0	3.00000	0.0240	0.072000
127-476042-03	ELECT. CAP. 47 MFD 16V +-20% C005	PC	0	1.00000	0.0240	0.024000
127-477042-03	ELECT. CAP. 470 MFD 16V +-20% C008	PC	0	1.00000	0.0712	0.071200
133-203803-33	IC TDA3803A PHILIPS IC001	PC	0	1.00000	3.1258	3.125800
133-304052-14	IC TC4052BP TOSHIBA IC002	PC	0	1.00000	0.2981	0.298100
160-103255-27	PIN CONNECTOR 3 PINS PLUG CN002,003,004,304,305,306	PC	0	6.00000	0.0212	0.127200
160-104255-27	PIN CONNECTOR 4 PINS PLUG CN001,303	PC	0	2.00000	0.0269	0.053800
172-626020-42	UL 1007 TOP COAT WIRE AWG 26 200MM RED 10 X 10 MM IC001 18 PIN TO IC601 25 PIN	PC	0	1.00000	0.0056	0.005600
172-726000-99	BARE WIRE 54MM W001,004-006 FOR STEREO BOARD	M	0	0.30000	0.0092	0.002760
190-882000-09	STEREO P.C.B. (051294)	PC	0	1.00000	0.2712	0.271200
191-301204-07	3 PIN SOCKET ASSM'Y CN004 '1' TO CN306 '1','2' TO '2','3' TO '3'	PC	0	1.00000	0.0871	0.087100
191-301205-07	3 PINS SOCKET ASS'Y L=100MM CN002 '1' TO CN304 '1','2' TO '2','3' TO '3'	PC	0	1.00000	0.0883	0.088300
191-301206-07	3 PINS SOCKET ASS'Y L=140MM CN003 '1' TO CN305 '1','2' TO '2','3' TO '3'	PC	0	1.00000	0.0904	0.090400
191-401201-07	4 PINS SOCKET ASS'Y L=60MM CN303 '1' TO CN001 '1','2' TO '2','3' TO '3','4' TO '4'	PC	0	1.00000	0.1154	0.115400
630-115512-00	FIBER WASHER 11 X 5.5 X 1.2 MM FOR STEREO BOARD	PC	0	4.00000	0.0048	0.019200
938-882001-00	SECAM BOARD HOLDER FOR STEREO BOARD	PC	0	4.00000	0.0275	0.110000

ASSB PRICE : 5.638160

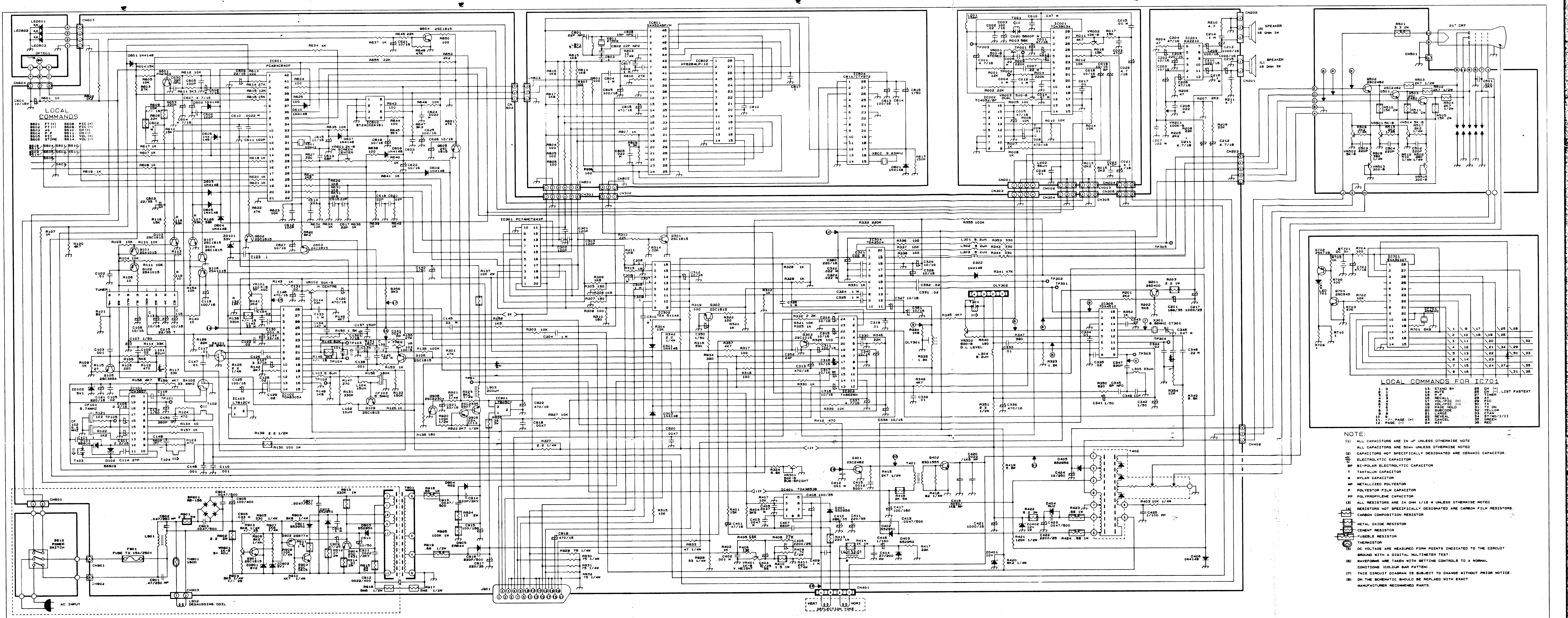
Component Part	Description / Location	Unit	Subs	Quantity Required	Unit Price	Amount
*** ASSEMBLY : 163-922174-00-05 NON-COMMON PART FOR PACKING ASS'Y (BG)						
510-922004-05	GIFT BOX - TEAC DESIGN (A)	PC	0	1.00000	3.9181	3.918100
563-230254-95	SERIAL NO.LABEL - DC:GT-254/95 1 PC STUCK ON CTN, 1 PC STUCK ON RATING PLATE	PC	0	2.00000	0.0077	0.015400
570-922100-48	INSTUCTION MANUAL - TEAC (C) DESIGN	PC	0	1.00000	0.0769	0.076900
578-881303-06	TOTAL CARE STICKER - TEAC DESIGN (BLK & WHITE)	PC	0	1.00000	0.0192	0.019200
578-922103-02	TELETEXT COMPLEMENT - TEAC DESIGN	PC	0	1.00000	0.1635	0.163500
578-922105-09	SCREEN STICKER-TEAC (A) DESIGN FOR ATTACH TO TOP RIGHT OF SCREEN	PC	0	1.00000	0.4673	0.467300
590-922139-01	WARRANTY CARD- TEAC (A) DESIGN	PC	0	1.00000	0.0577	0.057700
593-922100-07	EAN CODE LABEL - 9313060005023	PC	0	1.00000	0.0077	0.007700
800-922105-00	POLYFOAM - TOP LEFT	PC	0	1.00000	0.5269	0.526900
800-922106-00	POLYFOAM - TOP RIGHT	PC	0	1.00000	0.5269	0.526900
800-922107-00	POLYFOAM - BOTTOM LEFT	PC	0	1.00000	0.6000	0.600000
800-922108-00	POLYFOAM - BOTTOM RIGHT	PC	0	1.00000	0.6000	0.600000
810-041004-13	POLYBAG 4" X 10" X 0.04MM W/RE-CYCLING MARK FOR HANDSET	PC	0	1.00000	0.0062	0.006200
810-052204-14	POLYBAG 5" X 22" X 0.04MM PO MAT W/RE-CYCLING MARK FOR AC LINE CORD	PC	0	1.00000	0.0140	0.014000
810-091504-13	POLYBAG 9" X 15" X 0.04MM W/ RE-CYCLING MARK FOR INSTRUCTION MANUAL	PC	0	1.00000	0.0163	0.016300
810-404004-14	POLYBAG 40"X40"X0.04MM W/PUNCHHOLE & RE-CYLING MARK P/O MAT FOR UNIT	PC	0	1.00000	0.1865	0.186500
826-363605-00	FOAM SHEET - 36" X 36" X 0.5MM FOR TOP & BOTTOM UNIT	PC	0	2.00000	0.1800	0.360000

ASSB PRICE : 7.562600

TOTALA PRICE : 240.3126

NO PRICE ITEM : 0

*** END OF REPORT ***



LOCAL COMMANDS

IC101	IC102	IC103	IC104	IC105	IC106	IC107	IC108	IC109	IC110
IC111	IC112	IC113	IC114	IC115	IC116	IC117	IC118	IC119	IC120
IC121	IC122	IC123	IC124	IC125	IC126	IC127	IC128	IC129	IC130
IC131	IC132	IC133	IC134	IC135	IC136	IC137	IC138	IC139	IC140
IC141	IC142	IC143	IC144	IC145	IC146	IC147	IC148	IC149	IC150
IC151	IC152	IC153	IC154	IC155	IC156	IC157	IC158	IC159	IC160
IC161	IC162	IC163	IC164	IC165	IC166	IC167	IC168	IC169	IC170
IC171	IC172	IC173	IC174	IC175	IC176	IC177	IC178	IC179	IC180
IC181	IC182	IC183	IC184	IC185	IC186	IC187	IC188	IC189	IC190
IC191	IC192	IC193	IC194	IC195	IC196	IC197	IC198	IC199	IC200

LOCAL COMMANDS FOR IC701

IC701	IC702	IC703	IC704	IC705	IC706	IC707	IC708	IC709	IC710
IC711	IC712	IC713	IC714	IC715	IC716	IC717	IC718	IC719	IC720
IC721	IC722	IC723	IC724	IC725	IC726	IC727	IC728	IC729	IC730
IC731	IC732	IC733	IC734	IC735	IC736	IC737	IC738	IC739	IC740
IC741	IC742	IC743	IC744	IC745	IC746	IC747	IC748	IC749	IC750
IC751	IC752	IC753	IC754	IC755	IC756	IC757	IC758	IC759	IC760
IC761	IC762	IC763	IC764	IC765	IC766	IC767	IC768	IC769	IC770
IC771	IC772	IC773	IC774	IC775	IC776	IC777	IC778	IC779	IC780
IC781	IC782	IC783	IC784	IC785	IC786	IC787	IC788	IC789	IC790
IC791	IC792	IC793	IC794	IC795	IC796	IC797	IC798	IC799	IC800

- NOTE:**
- (1) ALL CAPACITORS ARE IN pF UNLESS OTHERWISE NOTED
 - (2) ALL CAPACITORS ARE 50V UNLESS OTHERWISE NOTED
 - (3) CAPACITORS NOT SPECIFICALLY DESIGNATED ARE CERAMIC CAPACITORS
 - (4) ELECTROLYTIC CAPACITOR
 - (5) BI-POLAR ELECTROLYTIC CAPACITOR
 - (6) TANTALUM CAPACITOR
 - (7) MYLAR CAPACITOR
 - (8) METALLIZED POLYESTER
 - (9) POLYESTER FILM CAPACITOR
 - (10) POLYPROPYLENE CAPACITOR
 - (11) ALL RESISTORS ARE IN OHM 1/16 W UNLESS OTHERWISE NOTED
 - (12) RESISTORS NOT SPECIFICALLY DESIGNATED ARE CARBON FILM RESISTORS
 - (13) CARBON COMPOSITION RESISTOR
 - (14) METAL OXIDE RESISTOR
 - (15) CEMENT RESISTOR
 - (16) FUSIBLE RESISTOR
 - (17) THERMISTOR
 - (18) DC VOLTAGE ARE MEASURED FROM POINTS INDICATED TO THE CIRCUIT
 - (19) GROUND WITH A DIGITAL MULTIMETER TEST.
 - (20) WAVEFORMS ARE TAKEN WITH SETTING CONTROLS TO A NORMAL CONDITIONS (COLOR BAR PATTERN).
 - (21) THIS CIRCUIT DIAGRAM IS SUBJECT TO CHANGE WITHOUT PRIOR NOTICE.
 - (22) ON THE SCHEMATIC SHOULD BE REPLACED WITH EXACT MANUFACTURER RECOMMENDED PARTS.

